



## Greater Las Vegas Association of REALTORS® April 2006 Statistics



	Single Family Residential Units			Condo/Townhouse Units		
<b>AVAILABILITY AT END OF PERIOD</b>	Apr 06	Change from Mar 06	Change from Apr 05	Apr 06	Change from Mar 06	Change from Apr 05
# of available units listed	17,780	+2.3%	+24.5%	3,800	+3.6%	+42.8%
Median list price of available units	\$ 365,000	+0.0%	+4.3%	\$ 225,000	+0.0%	+12.6%
Average list price of available units	\$ 484,019	+0.2%	+5.2%	\$ 309,456	+2.3%	+15.7%
<b>NEW LISTINGS THIS PERIOD</b>						
	Apr 06	Change from Mar 06	Change from Apr 05	Apr 06	Change from Mar 06	Change from Apr 05
# of new listings	5,878	-2.9%	+15.4%	1,299	-5.4%	+24.4%
Median price of new listings	\$ 352,000	+0.6%	+2.1%	\$ 222,000	+0.9%	+12.7%
Average price of new listings	\$ 446,733	-0.2%	+4.4%	\$ 270,830	+4.4%	+12.1%
<b>UNITS SOLD THIS PERIOD</b>						
	Apr 06	Change from Mar 06	Change from Apr 05	Apr 06	Change from Mar 06	Change from Apr 05
# of units sold	2,266	-10.1%	-27.5%	541	-16.3%	-26.6%
Median price of units sold	\$ 310,000	-1.6%	+5.1%	\$ 201,000	-2.0%	+10.4%
Average price of units sold	\$ 365,434	-3.8%	+3.1%	\$ 217,019	-5.1%	+12.0%
<b>TIME ON MARKET FOR UNITS SOLD THIS PERIOD</b>						
	Apr 06	Mar 06	Apr 05	Apr 06	Mar 06	Apr 05
0-30 days	42.9%	43.5%	42.9%	49.0%	46.7%	51.0%
31-60 days	25.1%	21.1%	20.1%	21.3%	20.6%	19.7%
61-90 days	13.4%	13.8%	13.6%	14.6%	13.2%	14.2%
91-120 days	6.8%	9.5%	10.7%	7.6%	10.5%	8.4%
121+ days	11.7%	12.1%	12.7%	7.6%	9.0%	6.6%
<b>TOTAL HOME SALES DOLLAR VALUE FOR UNITS SOLD THIS PERIOD</b>						
	Apr 06	Change from Mar 06	Change from Apr 05	Apr 06	Change from Mar 06	Change from Apr 05
	\$ 828,072,810	-13.5%	-25.3%	\$ 117,407,409	-20.5%	-17.8%

Source: Greater Las Vegas Association of REALTORS®

For more information, please call George McCabe, Brown & Partners, at (702) 325-7358.

DISCLAIMER: This data is based on information from the Greater Las Vegas Association of REALTORS® (GLVAR) Multiple Listing Service (MLS). This information is deemed reliable but is not guaranteed. MLS collects, compiles and distributes information about homes listed for sale by its subscribers who are real estate agents. MLS subscription is available to all real estate agents licensed in Nevada, but is not available to the general public. Not all licensed agents subscribe to the MLS. MLS does not include all new homes available or listings from non-MLS agents, nor does it include properties for sale by owner. The territorial jurisdiction of the GLVAR as a member of the National Association of REALTORS® includes Clark and Nye Counties, Nevada, and such other areas as from time to time may be allocated to the GLVAR by the Board of Directors of the National Association of REALTORS®.



## Greater Las Vegas Association of REALTORS® April 2006 Statistics

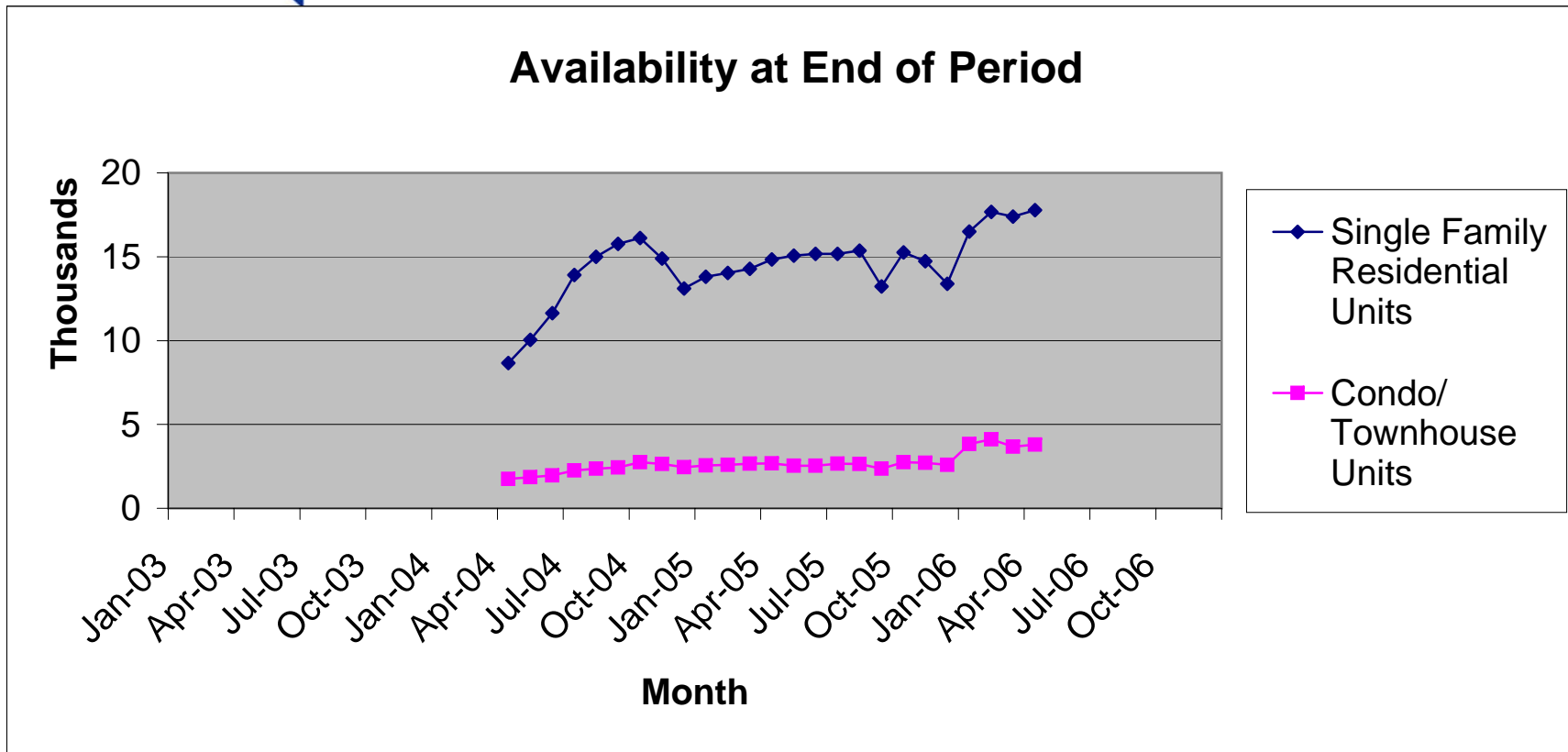
### Sold Units Statistics by Area (see map)

Area	Single Family Residential Units			Condo/Townhouse Units		
	# of units sold	Median Sold Price	Average Sold Price	# of units sold	Median Sold Price	Average Sold Price
101 - North	56	227,500	220,276	6	120,000	131,000
102 - North	124	341,500	383,442	3	235,000	240,167
103 - North	239	281,500	300,295	20	224,478	219,775
201 - East	61	210,000	207,659	28	85,000	78,167
202 - East	68	234,500	238,432	27	142,750	128,714
203 - East	83	280,000	302,351	22	152,000	151,948
204 - East	112	261,000	277,832	17	174,930	172,278
301 - South	52	284,400	327,585	39	209,000	329,415
302 - South	68	288,500	309,626	32	167,500	175,253
303 - South	145	330,000	366,756	33	225,000	240,168
401 - North West	22	250,000	261,075	6	128,000	150,583
402 - North West	104	265,000	269,011	26	180,000	178,823
403 - North West	80	309,450	351,661	36	194,000	197,363
404 - North West	109	400,000	488,468	25	305,990	298,424
405 - North West	105	322,000	377,030	28	219,000	215,775
501 - South West	44	334,950	360,054	21	176,000	179,971
502 - South West	131	410,000	557,247	16	229,250	234,869
503 - South West	112	345,495	397,915	47	185,000	211,320
504 - South West	84	320,000	372,863	13	206,000	206,654
505 - South West	63	400,000	471,165	9	237,500	258,868
601 - Henderson	25	317,000	396,652	23	212,500	212,235
602 - Henderson	62	376,000	447,337	30	247,750	247,489
603 - Henderson	22	262,450	479,373	12	208,000	360,104
604 - Henderson	37	298,000	325,605	2	202,000	202,000
605 - Henderson	60	297,749	324,993	10	225,500	217,190
606 - Henderson	137	425,000	532,248	15	248,000	253,433
701 - Boulder City	10	398,750	415,990	2	159,750	159,750
702 - Boulder City	1	750,000	750,000	3	345,000	336,000
800 - Mesquite	4	260,127	283,813	8	190,700	195,925
801 - Muddy River (Moapa, Glendale, Logandale, Overton)	3	445,000	482,667	-	-	-
802 - Mt. Charleston/Lee Canyon	-	-	-	-	-	-
803 - Indian Springs/Cold Creek	1	180,000	180,000	-	-	-
804 - Mountain Springs	-	-	-	-	-	-
805 - Blue Diamond	-	-	-	-	-	-
806 - State Line/Jean/Goodsprings	-	-	-	-	-	-
807 - Sandy Valley	1	185,000	185,000	-	-	-
808 - Laughlin	1	128,000	128,000	-	-	-
809 - Other Clark County	-	-	-	-	-	-
810 - Pahrump	33	270,000	277,352	-	-	-
811 - Nye County	-	-	-	-	-	-
812 - Lincoln County	2	127,000	127,000	-	-	-
813 - Other Nevada	7	142,000	151,200	-	-	-
814 - Amargosa Valley	-	-	-	-	-	-
815 - Beatty	1	69,900	69,900	-	-	-
900 - Outside Nevada	1	1,100,000	1,100,000	-	-	-

Source: Greater Las Vegas Association of REALTORS®

For more information, please call George McCabe, Brown & Partners, at (702) 325-7358.

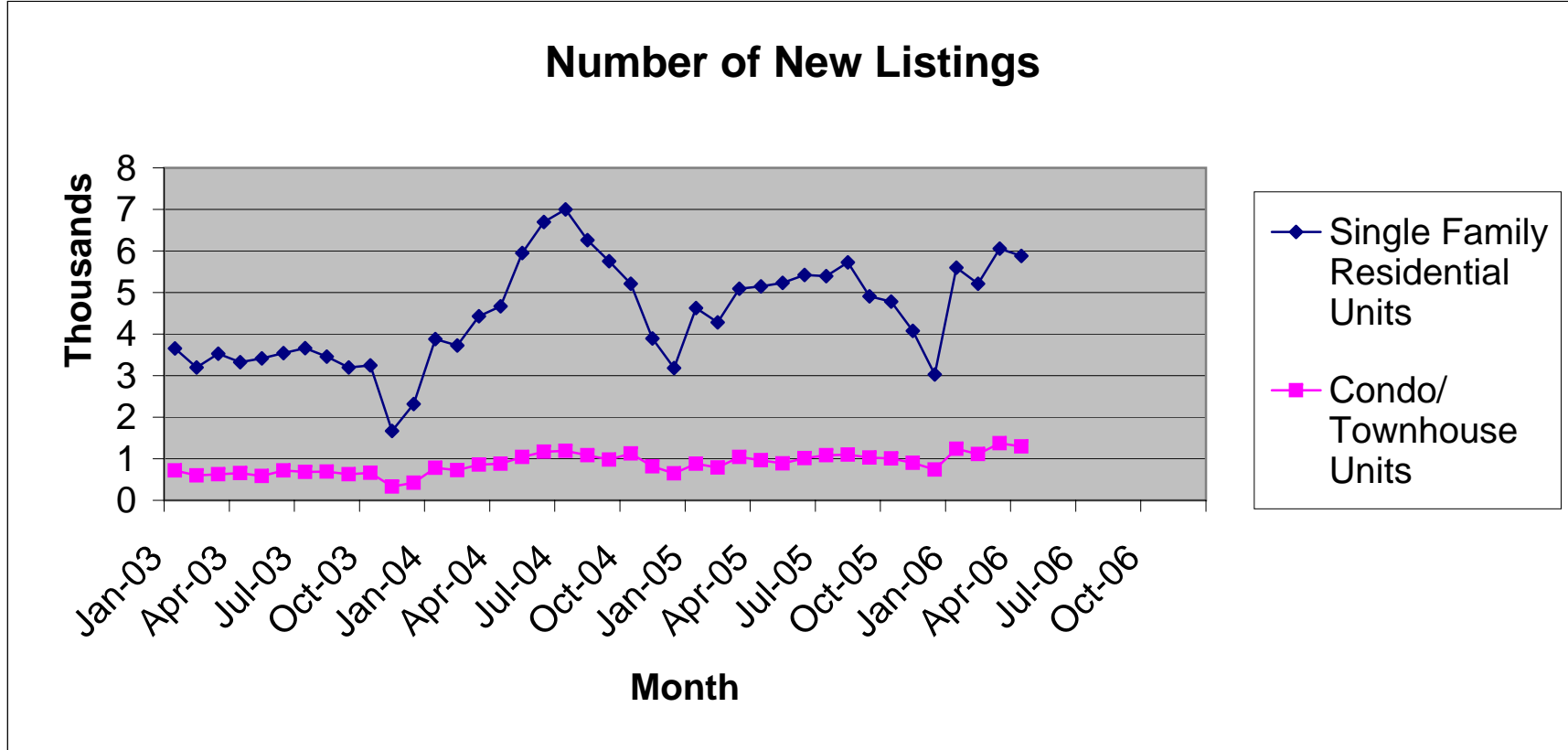
DISCLAIMER: This data is based on information from the Greater Las Vegas Association of REALTORS® (GLVAR) Multiple Listing Service (MLS). This information is deemed reliable but is not guaranteed. MLS collects, compiles and distributes information about homes listed for sale by its subscribers who are real estate agents. MLS subscription is available to all real estate agents licensed in Nevada, but is not available to the general public. Not all licensed agents subscribe to the MLS. MLS does not include all new homes available or listings from non-MLS agents, nor does it include properties for sale by owner. The territorial jurisdiction of the GLVAR as a member of the National Association of REALTORS® includes Clark and Nye Counties, Nevada, and such other areas as from time to time may be allocated to the GLVAR by the Board of Directors of the National Association of REALTORS®.



Source: Greater Las Vegas Association of REALTORS®

For more information, please call George McCabe, Brown & Partners, at (702) 325-7358.

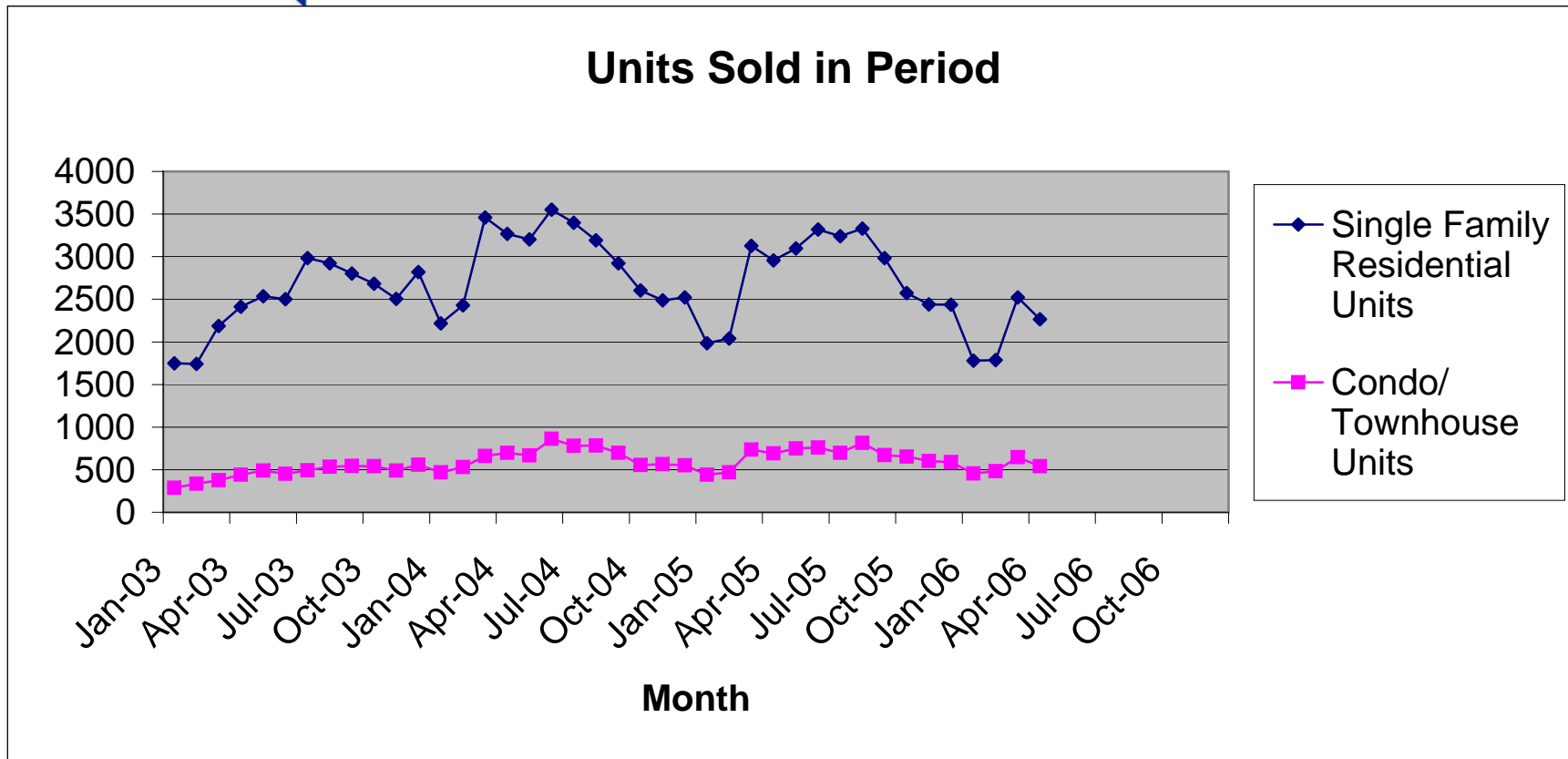
DISCLAIMER: This data is based on information from the Greater Las Vegas Association of REALTORS® (GLVAR) Multiple Listing Service (MLS). This information is deemed reliable but is not guaranteed. MLS collects, compiles and distributes information about homes listed for sale by its subscribers who are real estate agents. MLS subscription is available to all real estate agents licensed in Nevada, but is not available to the general public. Not all licensed agents subscribe to the MLS. MLS does not include all new homes available or listings from non-MLS agents, nor does it include properties for sale by owner. The territorial jurisdiction of the GLVAR as a member of the National Association of REALTORS® includes Clark and Nye Counties, Nevada, and such other areas as from time to time June be allocated to the GLVAR by the Board of Directors of the National Association of REALTORS®.



Source: Greater Las Vegas Association of REALTORS®

For more information, please call George McCabe, Brown & Partners, at (702) 325-7358.

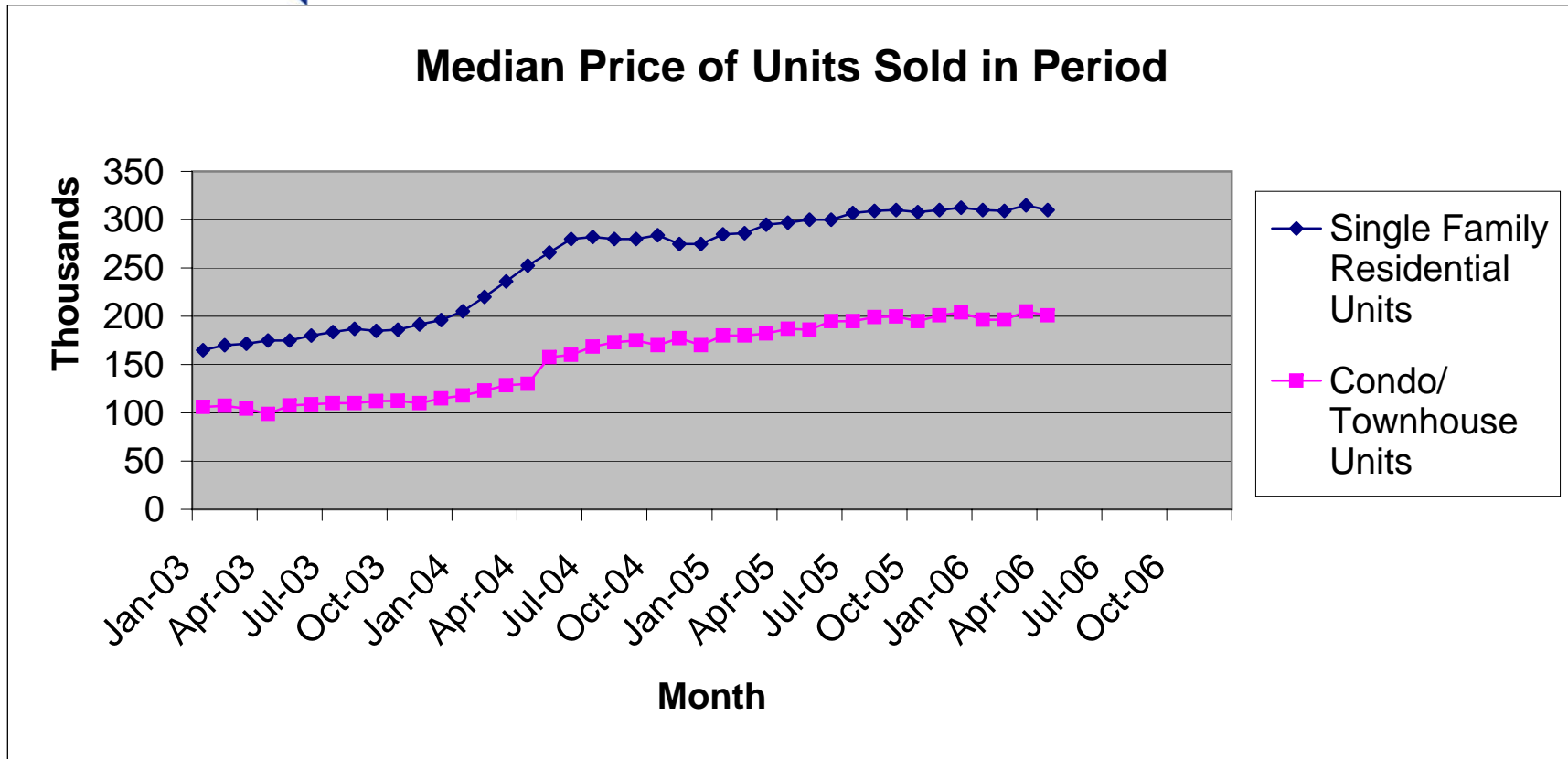
DISCLAIMER: This data is based on information from the Greater Las Vegas Association of REALTORS® (GLVAR) Multiple Listing Service (MLS). This information is deemed reliable but is not guaranteed. MLS collects, compiles and distributes information about homes listed for sale by its subscribers who are real estate agents. MLS subscription is available to all real estate agents licensed in Nevada, but is not available to the general public. Not all licensed agents subscribe to the MLS. MLS does not include all new homes available or listings from non-MLS agents, nor does it include properties for sale by owner. The territorial jurisdiction of the GLVAR as a member of the National Association of REALTORS® includes Clark and Nye Counties, Nevada, and such other areas as from time to time June be allocated to the GLVAR by the Board of Directors of the National Association of REALTORS®.



Source: Greater Las Vegas Association of REALTORS®

For more information, please call George McCabe, Brown & Partners, at (702) 325-7358.

**DISCLAIMER:** This data is based on information from the Greater Las Vegas Association of REALTORS® (GLVAR) Multiple Listing Service (MLS). This information is deemed reliable but is not guaranteed. MLS collects, compiles and distributes information about homes listed for sale by its subscribers who are real estate agents. MLS subscription is available to all real estate agents licensed in Nevada, but is not available to the general public. Not all licensed agents subscribe to the MLS. MLS does not include all new homes available or listings from non-MLS agents, nor does it include properties for sale by owner. The territorial jurisdiction of the GLVAR as a member of the National Association of REALTORS® includes Clark and Nye Counties, Nevada, and such other areas as from time to time June be allocated to the GLVAR by the Board of Directors of the National Association of REALTORS®.

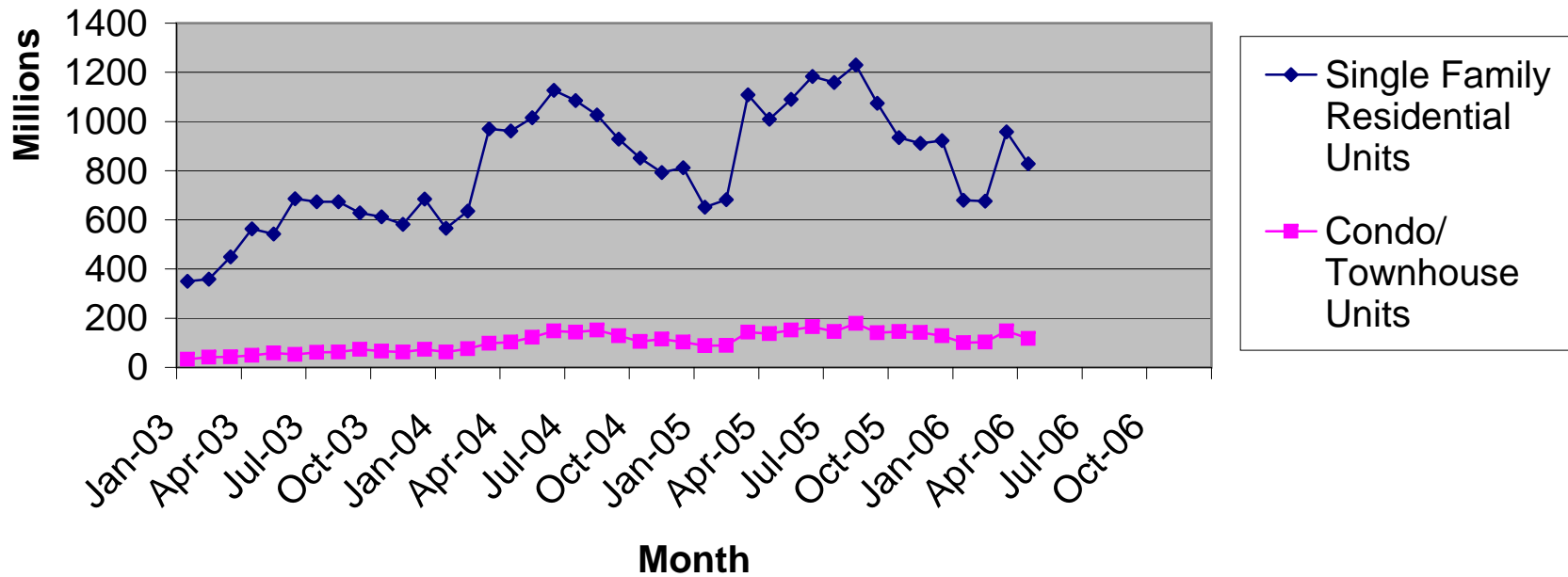


Source: Greater Las Vegas Association of REALTORS®

For more information, please call George McCabe, Brown & Partners, at (702) 325-7358.

DISCLAIMER: This data is based on information from the Greater Las Vegas Association of REALTORS® (GLVAR) Multiple Listing Service (MLS). This information is deemed reliable but is not guaranteed. MLS collects, compiles and distributes information about homes listed for sale by its subscribers who are real estate agents. MLS subscription is available to all real estate agents licensed in Nevada, but is not available to the general public. Not all licensed agents subscribe to the MLS. MLS does not include all new homes available or listings from non-MLS agents, nor does it include properties for sale by owner. The territorial jurisdiction of the GLVAR as a member of the National Association of REALTORS® includes Clark and Nye Counties, Nevada, and such other areas as from time to time June be allocated to the GLVAR by the Board of Directors of the National Association of REALTORS®.

### Total Home Sales Value for Units Sold in Period



Source: Greater Las Vegas Association of REALTORS®

For more information, please call George McCabe, Brown & Partners, at (702) 325-7358.

DISCLAIMER: This data is based on information from the Greater Las Vegas Association of REALTORS® (GLVAR) Multiple Listing Service (MLS). This information is deemed reliable but is not guaranteed. MLS collects, compiles and distributes information about homes listed for sale by its subscribers who are real estate agents. MLS subscription is available to all real estate agents licensed in Nevada, but is not available to the general public. Not all licensed agents subscribe to the MLS. MLS does not include all new homes available or listings from non-MLS agents, nor does it include properties for sale by owner. The territorial jurisdiction of the GLVAR as a member of the National Association of REALTORS® includes Clark and Nye Counties, Nevada, and such other areas as from time to time June be allocated to the GLVAR by the Board of Directors of the National Association of REALTORS®.