



Greater Las Vegas Association of REALTORS® December 2006 Statistics



	Single Family Residential Units			Condo/Townhouse Units		
	Dec 06	Change from Nov 06	Change from Dec 05	Dec 06	Change from Nov 06	Change from Dec 05
<b>AVAILABILITY AT END OF PERIOD</b>						
# of available units listed	17,834	-9.6%	+33.3%	4,833	-6.0%	+86.2%
Median list price of available units	\$ 349,000	-0.3%	-5.4%	223,000	+1.4%	-0.9%
Average list price of available units	\$ 478,090	+0.9%	-3.6%	325,848	+3.6%	+3.6%
<b>NEW LISTINGS THIS PERIOD</b>						
# of new listings	3,196	-20.9%	+5.7%	977	-11.3%	+32.7%
Median price of new listings	\$ 334,900	-1.5%	-4.3%	\$ 222,900	+1.3%	+5.1%
Average price of new listings	\$ 438,534	-1.0%	+0.6%	\$ 331,168	+8.4%	+24.1%
<b>UNITS SOLD THIS PERIOD</b>						
# of units sold	1,644	+6.3%	-32.5%	372	+14.8%	-36.6%
Median price of units sold	\$ 306,100	-0.6%	-2.0%	\$ 195,000	-2.5%	-4.4%
Average price of units sold	\$ 373,520	-1.5%	-1.4%	\$ 233,335	+3.4%	+6.7%
<b>TIME ON MARKET FOR UNITS SOLD THIS PERIOD</b>						
	Dec 06	Nov 06	Dec 05	Dec 06	Nov 06	Dec 05
0-30 days	29.4%	31.0%	42.9%	26.6%	33.6%	58.1%
31-60 days	23.1%	22.6%	22.8%	25.5%	21.9%	23.3%
61-90 days	16.7%	16.9%	16.5%	16.9%	18.2%	10.7%
91-120 days	12.2%	13.1%	8.5%	11.0%	10.5%	3.4%
121+ days	18.6%	16.4%	9.3%	19.9%	15.7%	4.4%
<b>TOTAL HOME SALES DOLLAR VALUE FOR UNITS SOLD THIS PERIOD</b>						
	Dec 06	Change from Nov 06	Change from Dec 05	Dec 06	Change from Nov 06	Change from Dec 05
	\$ 614,067,357	+4.7%	-33.5%	\$ 86,800,630	+18.8%	-32.4%

Source: Greater Las Vegas Association of REALTORS®

For more information, please call George McCabe, Brown & Partners, at (702) 325-7358.

DISCLAIMER: This data is based on information from the Greater Las Vegas Association of REALTORS® (GLVAR) Multiple Listing Service (MLS). This information is deemed reliable but is not guaranteed. MLS collects, compiles and distributes information about homes listed for sale by its subscribers who are real estate agents. MLS subscription is available to all real estate agents licensed in Nevada, but is not available to the general public. Not all licensed agents subscribe to the MLS. MLS does not include all new homes available or listings from non-MLS agents, nor does it include properties for sale by owner. The territorial jurisdiction of the GLVAR as a member of the National Association of REALTORS® includes Clark, Nye and Lincoln Counties, Nevada, and such other areas as from time to time may be allocated to the GLVAR by the Board of Directors of the National Association of REALTORS®.



## Greater Las Vegas Association of REALTORS® December 2006 Statistics

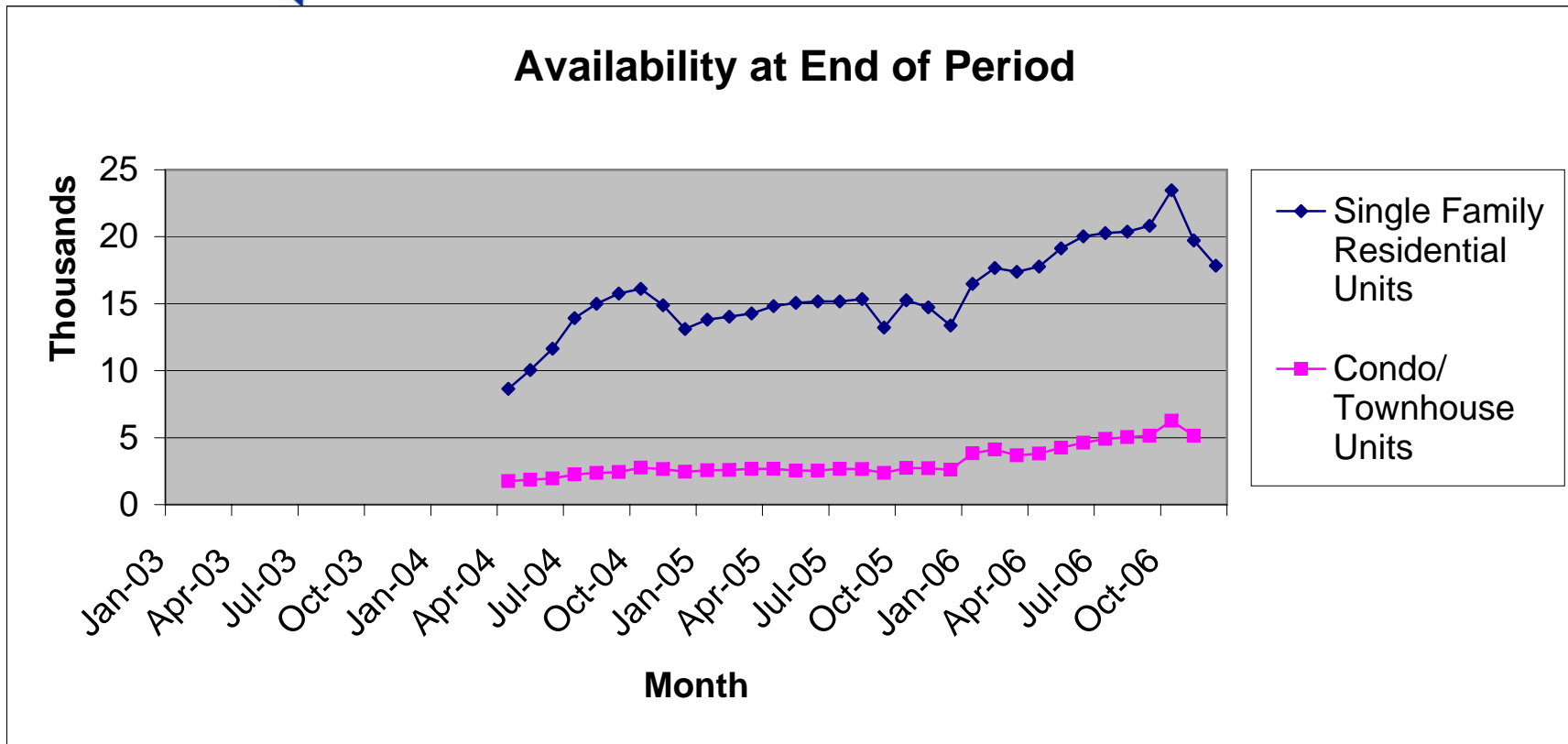
### Sold Units Statistics by Area (see map)

Area	Single Family Residential Units			Condo/Townhouse Units		
	# of units sold	Median Sold Price	Average Sold Price	# of units sold	Median Sold Price	Average Sold Price
101 - North	22	\$219,950	\$216,177	1	\$77,000	\$77,000
102 - North	113	\$332,000	\$294,651	3	\$219,500	\$223,667
103 - North	158	\$284,500	\$292,379	13	\$222,000	\$221,541
201 - East	35	\$200,000	\$203,315	6	\$96,500	\$205,832
202 - East	55	\$240,000	\$239,859	19	\$150,000	\$143,005
203 - East	52	\$287,500	\$318,223	10	\$189,000	\$187,189
204 - East	55	\$252,000	\$259,917	17	\$165,000	\$177,061
301 - South	30	\$256,000	\$280,343	27	\$199,000	\$375,196
302 - South	37	\$280,000	\$316,057	34	\$202,450	\$326,432
303 - South	81	\$317,000	\$358,338	11	\$246,000	\$255,180
401 - North West	16	\$246,975	\$248,688	4	\$136,950	\$138,100
402 - North West	72	\$243,000	\$250,933	15	\$169,950	\$166,790
403 - North West	53	\$288,400	\$326,262	28	\$177,000	\$192,563
404 - North West	88	\$391,500	\$528,448	20	\$234,750	\$251,662
405 - North West	92	\$336,995	\$428,085	20	\$199,000	\$205,690
501 - South West	39	\$340,000	\$372,995	11	\$182,000	\$180,791
502 - South West	83	\$389,900	\$522,340	10	\$223,150	\$333,459
503 - South West	82	\$335,419	\$425,796	45	\$178,000	\$199,764
504 - South West	66	\$302,500	\$342,750	10	\$205,000	\$209,009
505 - South West	67	\$347,259	\$411,317	4	\$228,000	\$231,000
601 - Henderson	18	\$412,500	\$575,467	13	\$189,900	\$196,231
602 - Henderson	56	\$377,500	\$429,486	19	\$225,500	\$226,226
603 - Henderson	12	\$268,950	\$408,176	6	\$207,450	\$324,400
604 - Henderson	33	\$286,500	\$282,322	1	\$152,500	\$152,500
605 - Henderson	63	\$300,000	\$346,280	10	\$211,450	\$209,340
606 - Henderson	128	\$431,611	\$525,473	13	\$220,000	\$313,713
701 - Boulder City	9	\$371,400	\$416,056	3	\$164,500	\$173,000
702 - Boulder City	3	\$474,900	\$432,967	2	\$283,450	\$283,450
800 - Mesquite	6	\$249,450	\$349,983	-	\$0	\$0
801 - Muddy River (Moapa, Glendale, Logandale, Overton)	5	\$395,000	\$380,800	-	\$0	\$0
802 - Mt. Charleston/Lee Canyon	2	\$487,500	\$487,500	-	\$0	\$0
803 - Indian Springs/Cold Creek	-	\$0	\$0	-	\$0	\$0
804 - Mountain Springs	-	\$0	\$0	-	\$0	\$0
805 - Blue Diamond	-	\$0	\$0	-	\$0	\$0
806 - State Line/Jean/Goodsprings	-	\$0	\$0	-	\$0	\$0
807 - Sandy Valley	2	\$337,500	\$337,500	-	\$0	\$0
808 - Laughlin	-	\$0	\$0	-	\$0	\$0
809 - Other Clark County	-	\$0	\$0	-	\$0	\$0
810 - Pahrump	22	\$280,000	\$272,344	1	\$143,000	\$143,000
811 - Nye County	-	\$0	\$0	-	\$0	\$0
812 - Lincoln County	1	\$90,000	\$90,000	-	\$0	\$0
813 - Other Nevada	3	\$142,000	\$135,000	-	\$0	\$0
814 - Amargosa Valley	-	\$0	\$0	-	\$0	\$0
815 - Beatty	-	\$0	\$0	-	\$0	\$0
900 - Outside Nevada	1	\$315,000	\$315,000	-	\$0	\$0

Source: Greater Las Vegas Association of REALTORS®

For more information, please call George McCabe, Brown & Partners, at (702) 325-7358.

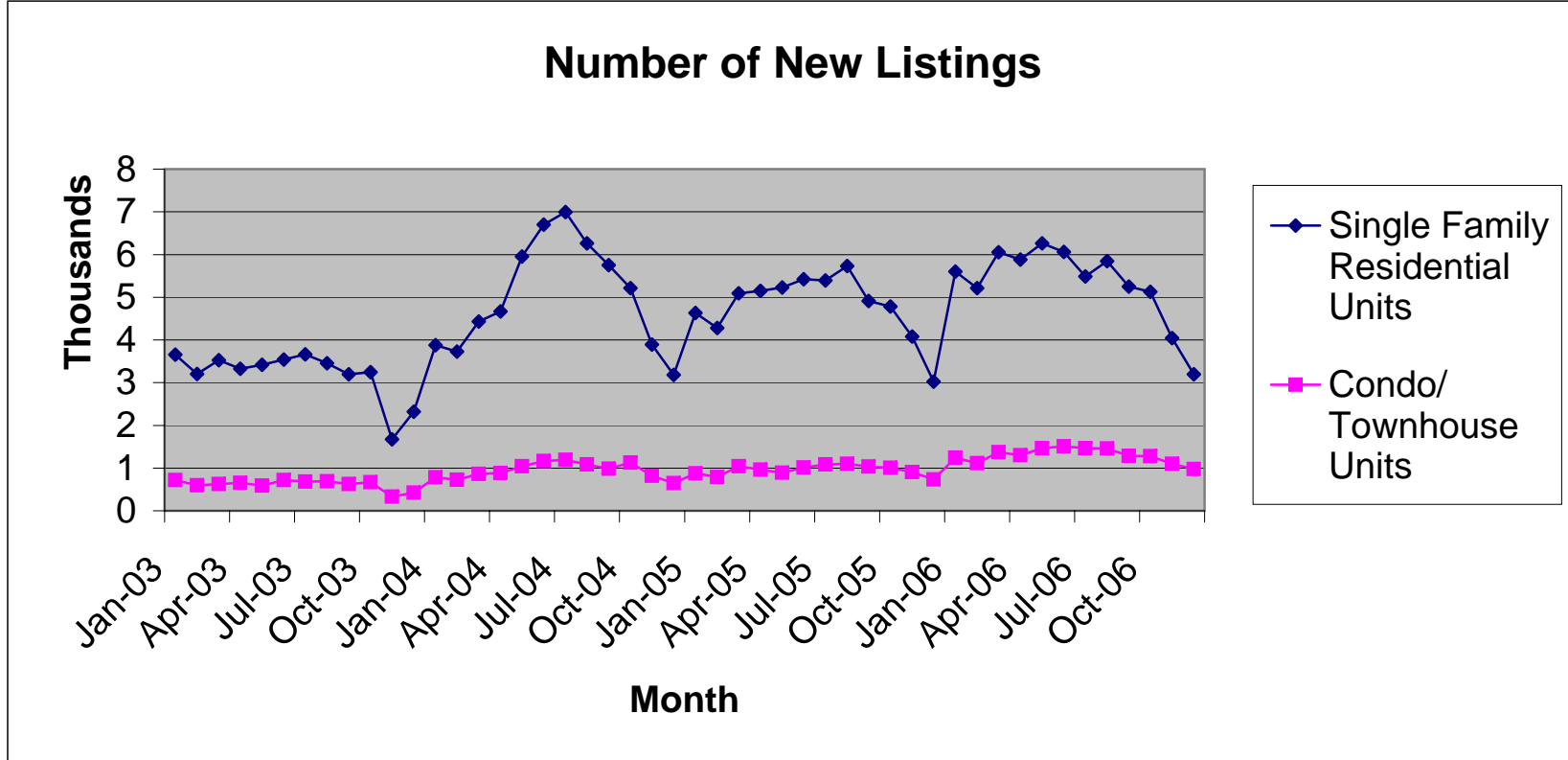
DISCLAIMER: This data is based on information from the Greater Las Vegas Association of REALTORS® (GLVAR) Multiple Listing Service (MLS). This information is deemed reliable but is not guaranteed. MLS collects, compiles and distributes information about homes listed for sale by its subscribers who are real estate agents. MLS subscription is available to all real estate agents licensed in Nevada, but is not available to the general public. Not all licensed agents subscribe to the MLS. MLS does not include all new homes available or listings from non-MLS agents, nor does it include properties for sale by owner. The territorial jurisdiction of the GLVAR as a member of the National Association of REALTORS® includes Clark, Nye and Lincoln Counties, Nevada, and such other areas as from time to time may be allocated to the GLVAR by the Board of Directors of the National Association of REALTORS®.



Source: Greater Las Vegas Association of REALTORS®

For more information, please call George McCabe, Brown & Partners, at (702) 325-7358.

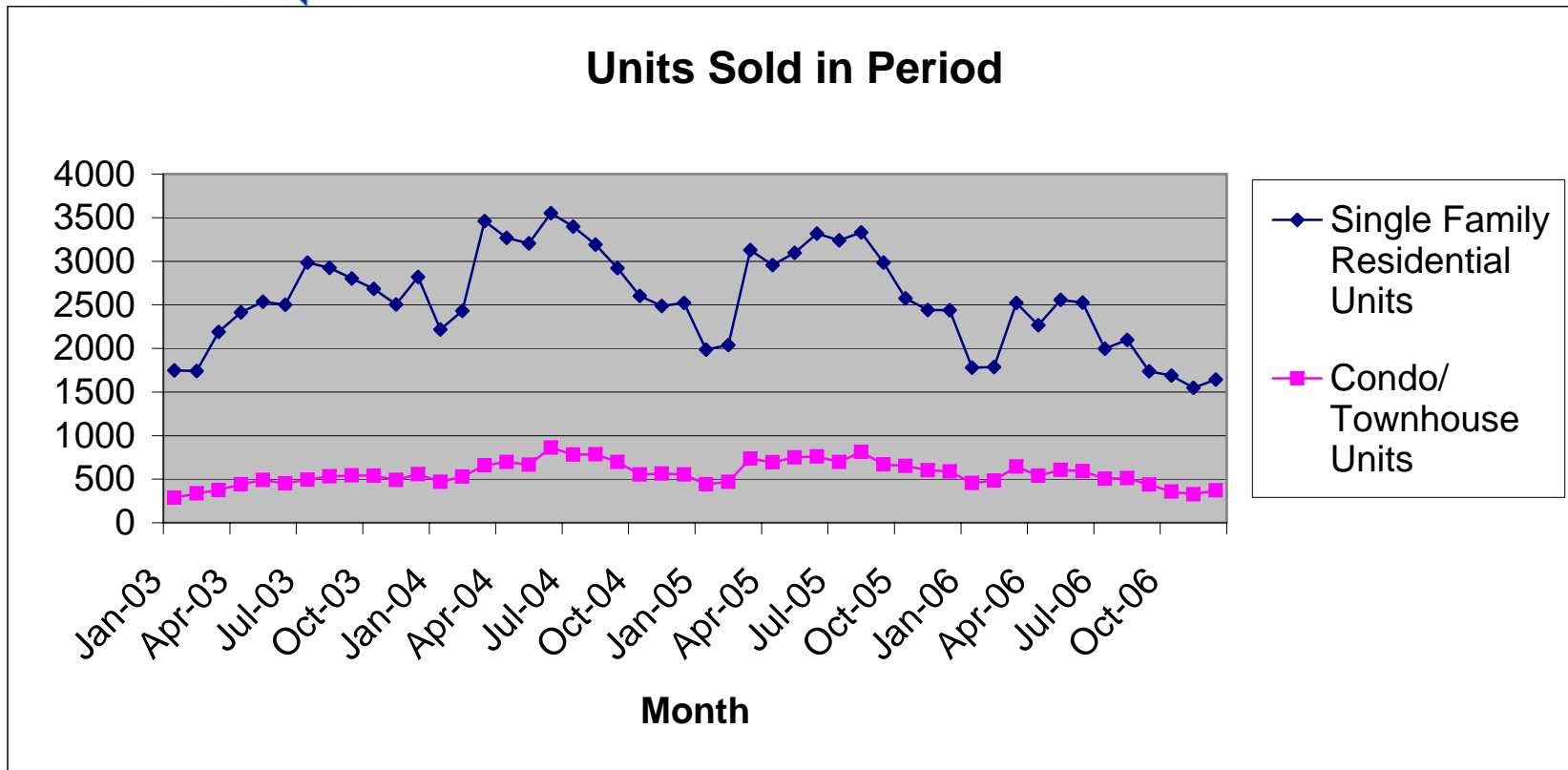
**DISCLAIMER:** This data is based on information from the Greater Las Vegas Association of REALTORS® (GLVAR) Multiple Listing Service (MLS). This information is deemed reliable but is not guaranteed. MLS collects, compiles and distributes information about homes listed for sale by its subscribers who are real estate agents. MLS subscription is available to all real estate agents licensed in Nevada, but is not available to the general public. Not all licensed agents subscribe to the MLS. MLS does not include all new homes available or listings from non-MLS agents, nor does it include properties for sale by owner. The territorial jurisdiction of the GLVAR as a member of the National Association of REALTORS® includes Clark, Nye and Lincoln Counties, Nevada, and such other areas as from time to time may be allocated to the GLVAR by the Board of Directors of the National Association of REALTORS®.



Source: Greater Las Vegas Association of REALTORS®

For more information, please call George McCabe, Brown & Partners, at (702) 325-7358.

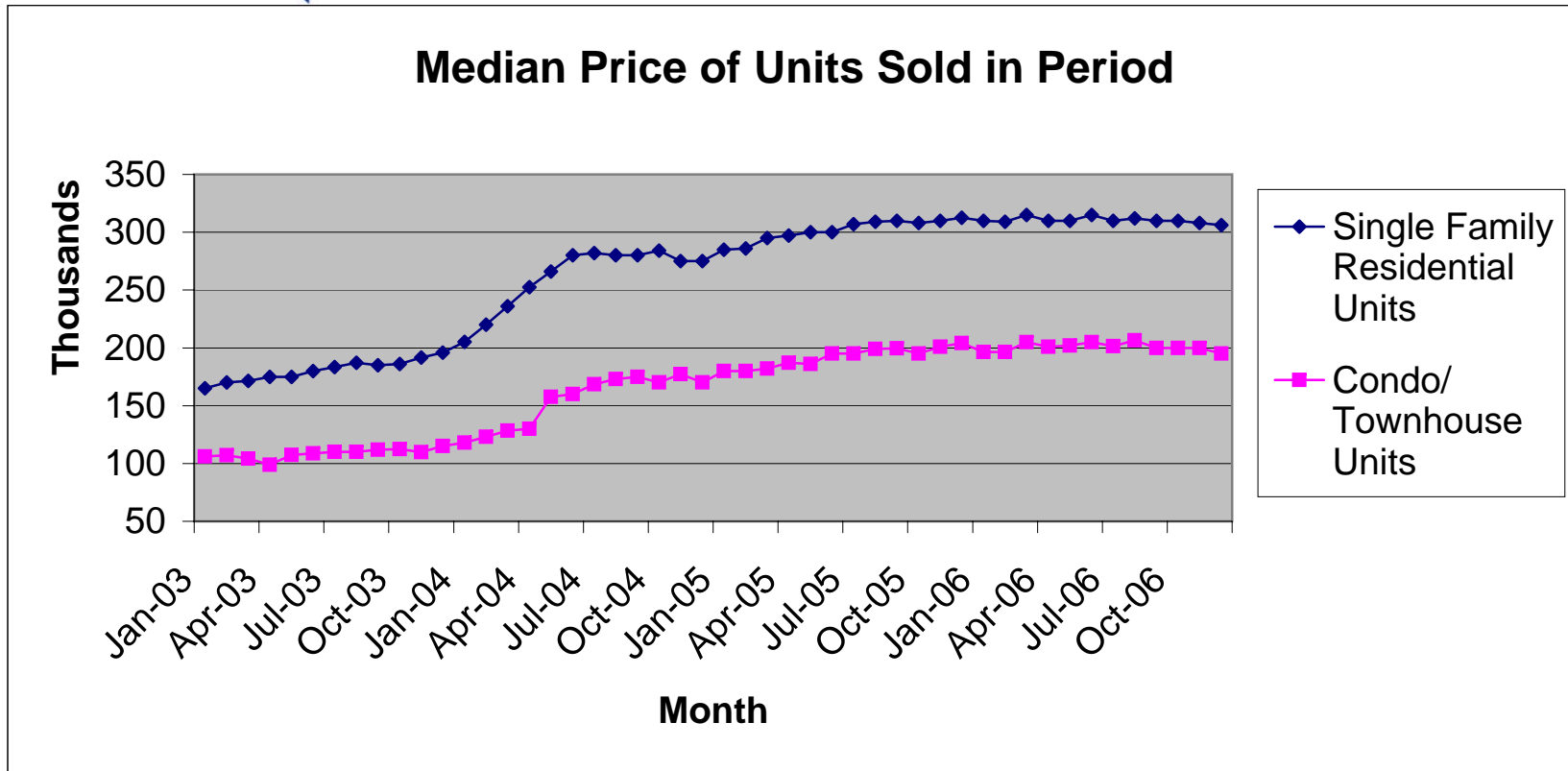
**DISCLAIMER:** This data is based on information from the Greater Las Vegas Association of REALTORS® (GLVAR) Multiple Listing Service (MLS). This information is deemed reliable but is not guaranteed. MLS collects, compiles and distributes information about homes listed for sale by its subscribers who are real estate agents. MLS subscription is available to all real estate agents licensed in Nevada, but is not available to the general public. Not all licensed agents subscribe to the MLS. MLS does not include all new homes available or listings from non-MLS agents, nor does it include properties for sale by owner. The territorial jurisdiction of the GLVAR as a member of the National Association of REALTORS® includes Clark, Nye and Lincoln Counties, Nevada, and such other areas as from time to time may be allocated to the GLVAR by the Board of Directors of the National Association of REALTORS®.



Source: Greater Las Vegas Association of REALTORS®

For more information, please call George McCabe, Brown & Partners, at (702) 325-7358.

**DISCLAIMER:** This data is based on information from the Greater Las Vegas Association of REALTORS® (GLVAR) Multiple Listing Service (MLS). This information is deemed reliable but is not guaranteed. MLS collects, compiles and distributes information about homes listed for sale by its subscribers who are real estate agents. MLS subscription is available to all real estate agents licensed in Nevada, but is not available to the general public. Not all licensed agents subscribe to the MLS. MLS does not include all new homes available or listings from non-MLS agents, nor does it include properties for sale by owner. The territorial jurisdiction of the GLVAR as a member of the National Association of REALTORS® includes Clark, Nye and Lincoln Counties, Nevada, and such other areas as from time to time may be allocated to the GLVAR by the Board of Directors of the National Association of REALTORS®.

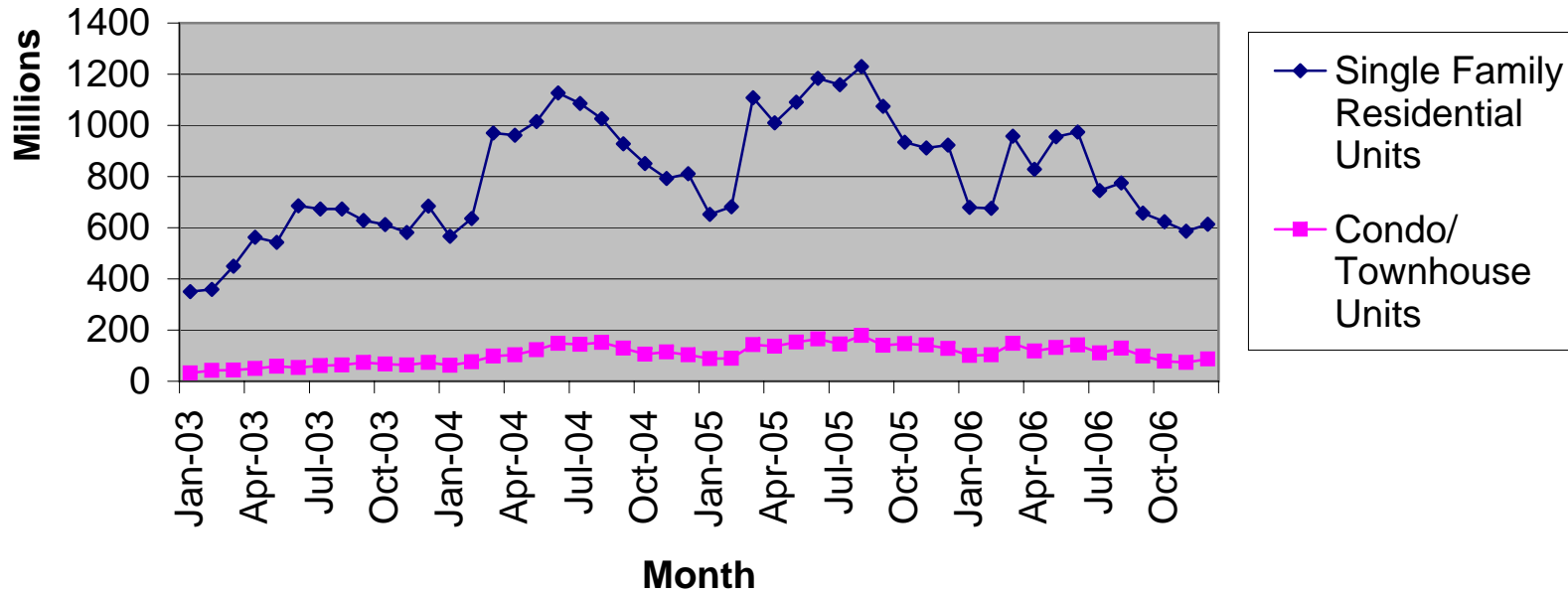


Source: Greater Las Vegas Association of REALTORS®

For more information, please call George McCabe, Brown & Partners, at (702) 325-7358.

DISCLAIMER: This data is based on information from the Greater Las Vegas Association of REALTORS® (GLVAR) Multiple Listing Service (MLS). This information is deemed reliable but is not guaranteed. MLS collects, compiles and distributes information about homes listed for sale by its subscribers who are real estate agents. MLS subscription is available to all real estate agents licensed in Nevada, but is not available to the general public. Not all licensed agents subscribe to the MLS. MLS does not include all new homes available or listings from non-MLS agents, nor does it include properties for sale by owner. The territorial jurisdiction of the GLVAR as a member of the National Association of REALTORS® includes Clark, Nye and Lincoln Counties, Nevada, and such other areas as from time to time may be allocated to the GLVAR by the Board of Directors of the National Association of REALTORS®.

### Total Home Sales Value for Units Sold in Period



Source: Greater Las Vegas Association of REALTORS®

For more information, please call George McCabe, Brown & Partners, at (702) 325-7358.

DISCLAIMER: This data is based on information from the Greater Las Vegas Association of REALTORS® (GLVAR) Multiple Listing Service (MLS). This information is deemed reliable but is not guaranteed. MLS collects, compiles and distributes information about homes listed for sale by its subscribers who are real estate agents. MLS subscription is available to all real estate agents licensed in Nevada, but is not available to the general public. Not all licensed agents subscribe to the MLS. MLS does not include all new homes available or listings from non-MLS agents, nor does it include properties for sale by owner. The territorial jurisdiction of the GLVAR as a member of the National Association of REALTORS® includes Clark, Nye and Lincoln Counties, Nevada, and such other areas as from time to time may be allocated to the GLVAR by the Board of Directors of the National Association of REALTORS®.