



Greater Las Vegas Association of REALTORS® February 2006 Statistics



	Single Family Residential Units			Condo/Townhouse Units		
	Feb 06	Change from Jan 06	Change from Feb 05	Feb 06	Change from Jan 06	Change from Feb 05
AVAILABILITY AT END OF PERIOD						
# of available units listed	17,675	+7.2%	+25.9%	4,112	+7.3%	+58.6%
Median list price of available units	\$ 349,999	+0.0%	+0.6%	\$ 205,000	+2.6%	+2.6%
Average list price of available units	\$ 446,303	+0.5%	-1.2%	\$ 247,732	+2.3%	-4.7%
NEW LISTINGS THIS PERIOD						
# of new listings	5,214	-6.9%	+21.7%	1,115	-10.1%	+41.1%
Median price of new listings	\$ 353,500	-1.5%	+5.5%	\$ 219,999	+2.3%	+10.0%
Average price of new listings	\$ 439,603	-1.3%	+5.8%	\$ 264,742	+2.9%	+11.5%
UNITS SOLD THIS PERIOD						
# of units sold	1,787	+0.5%	-12.3%	484	+6.4%	+3.0%
Median price of units sold	\$ 309,000	-0.3%	+8.0%	\$ 196,450	+0.1%	+9.1%
Average price of units sold	\$ 378,169	-1.1%	+13.0%	\$ 213,087	-3.2%	+12.5%
TIME ON MARKET FOR UNITS SOLD THIS PERIOD						
	Feb 06	Jan 06	Feb 05	Feb 06	Jan 06	Feb 05
0-30 days	38.2%	35.9%	38.3%	50.4%	47.9%	45.3%
31-60 days	20.0%	25.9%	21.2%	22.3%	24.6%	21.5%
61-90 days	18.4%	17.2%	16.3%	12.2%	13.6%	16.2%
91-120 days	11.1%	9.9%	12.7%	8.5%	7.0%	10.2%
121+ days	12.3%	11.1%	11.5%	6.6%	6.8%	6.8%
TOTAL HOME SALES DOLLAR VALUE FOR UNITS SOLD THIS PERIOD						
	Feb 06	Change from Jan 06	Change from Feb 05	Feb 06	Change from Jan 06	Change from Feb 05
	\$ 675,787,777	-0.6%	-0.9%	\$ 103,134,011	+2.9%	+15.8%

Source: Greater Las Vegas Association of REALTORS®

For more information, please call George McCabe, Brown & Partners, at (702) 325-7358.

DISCLAIMER: This data is based on information from the Greater Las Vegas Association of REALTORS® (GLVAR) Multiple Listing Service (MLS). This information is deemed reliable but is not guaranteed. MLS collects, compiles and distributes information about homes listed for sale by its subscribers who are real estate agents. MLS subscription is available to all real estate agents licensed in Nevada, but is not available to the general public. Not all licensed agents subscribe to the MLS. MLS does not include all new homes available or listings from non-MLS agents, nor does it include properties for sale by owner. The territorial jurisdiction of the GLVAR as a member of the National Association of REALTORS® includes Clark and Nye Counties, Nevada, and such other areas as from time to time June be allocated to the GLVAR by the Board of Directors of the National Association of REALTORS®.



Greater Las Vegas Association of REALTORS® February 2006 Statistics

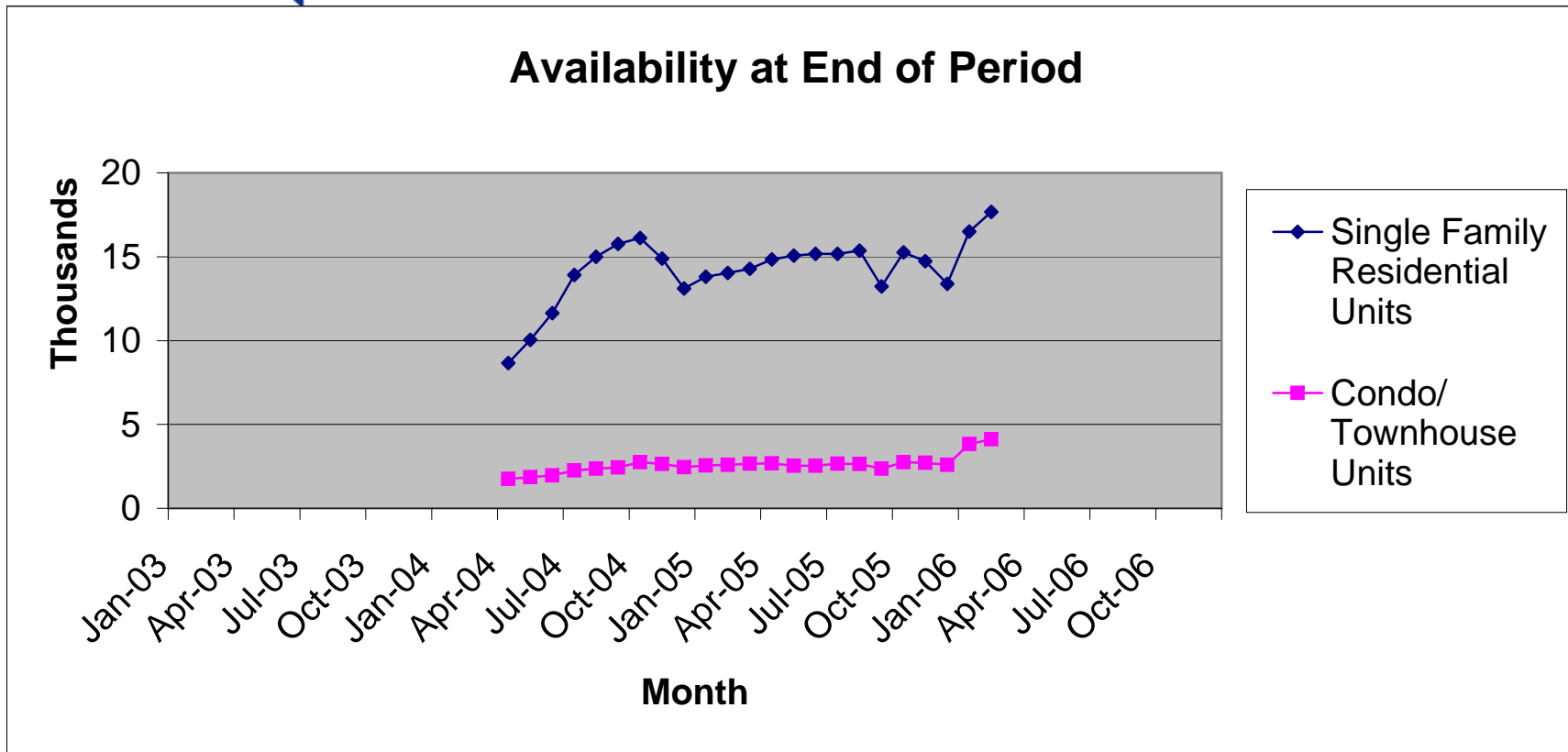
Sold Units Statistics by Area (see map)

Area	Single Family Residential Units			Condo/Townhouse Units		
	# of units sold	Median Sold Price	Average Sold Price	# of units sold	Median Sold Price	Average Sold Price
101 - North	31	\$ 234,000	\$ 233,390	5	\$ 151,000	\$ 148,800
102 - North	131	\$ 340,000	\$ 395,675	5	\$ 218,000	\$ 231,400
103 - North	182	\$ 295,000	\$ 311,023	6	\$ 222,950	\$ 220,803
201 - East	43	\$ 205,000	\$ 203,297	4	\$ 52,500	\$ 56,875
202 - East	62	\$ 234,250	\$ 230,392	23	\$ 145,000	\$ 136,920
203 - East	79	\$ 290,000	\$ 310,553	13	\$ 160,000	\$ 158,008
204 - East	83	\$ 260,000	\$ 254,922	12	\$ 169,900	\$ 169,392
301 - South	43	\$ 257,000	\$ 279,771	40	\$ 198,750	\$ 350,056
302 - South	56	\$ 284,500	\$ 309,091	39	\$ 154,900	\$ 158,596
303 - South	112	\$ 335,000	\$ 351,485	26	\$ 261,450	\$ 247,273
401 - North West	16	\$ 249,450	\$ 336,297	4	\$ 159,250	\$ 166,600
402 - North West	67	\$ 253,700	\$ 266,255	30	\$ 167,500	\$ 166,697
403 - North West	49	\$ 283,500	\$ 331,759	44	\$ 189,000	\$ 197,723
404 - North West	73	\$ 381,500	\$ 740,187	21	\$ 255,000	\$ 273,658
405 - North West	87	\$ 314,900	\$ 378,049	27	\$ 235,000	\$ 238,004
501 - South West	34	\$ 290,750	\$ 399,041	26	\$ 181,250	\$ 182,058
502 - South West	81	\$ 400,000	\$ 508,263	27	\$ 197,500	\$ 213,124
503 - South West	96	\$ 325,000	\$ 386,513	52	\$ 187,750	\$ 195,581
504 - South West	71	\$ 337,000	\$ 373,479	11	\$ 208,000	\$ 210,935
505 - South West	59	\$ 394,500	\$ 488,032	-	\$ -	\$ -
601 - Henderson	20	\$ 321,000	\$ 432,345	12	\$ 214,000	\$ 210,658
602 - Henderson	66	\$ 354,250	\$ 392,225	25	\$ 220,000	\$ 224,214
603 - Henderson	21	\$ 295,000	\$ 471,245	7	\$ 154,500	\$ 254,714
604 - Henderson	24	\$ 304,500	\$ 344,429	2	\$ 241,450	\$ 241,450
605 - Henderson	54	\$ 316,500	\$ 387,885	10	\$ 255,800	\$ 248,206
606 - Henderson	103	\$ 445,000	\$ 596,047	14	\$ 247,500	\$ 257,363
701 - Boulder City	11	\$ 333,500	\$ 489,945	2	\$ 190,000	\$ 190,000
702 - Boulder City	-	\$ -	\$ -	1	\$ 255,000	\$ 255,000
800 - Mesquite	4	\$ 232,000	\$ 259,725	1	\$ 183,000	\$ 183,000
801 - Muddy River (Moapa, Glendale, Logandale, Overton)	2	\$ 187,500	\$ 187,500	-	\$ -	\$ -
802 - Mt. Charleston/Lee Canyon	4	\$ 447,500	\$ 437,500	-	\$ -	\$ -
803 - Indian Springs/Cold Creek	-	\$ -	\$ -	-	\$ -	\$ -
804 - Mountain Springs	-	\$ -	\$ -	-	\$ -	\$ -
805 - Blue Diamond	-	\$ -	\$ -	-	\$ -	\$ -
806 - State Line/Jean/Goodsprings	-	\$ -	\$ -	-	\$ -	\$ -
807 - Sandy Valley	-	\$ -	\$ -	-	\$ -	\$ -
808 - Laughlin	-	\$ -	\$ -	-	\$ -	\$ -
809 - Other Clark County	-	\$ -	\$ -	-	\$ -	\$ -
810 - Pahrump	27	\$ 293,000	\$ 287,619	-	\$ -	\$ -
811 - Nye County	-	\$ -	\$ -	-	\$ -	\$ -
812 - Lincoln County	1	\$ 66,950	\$ 66,950	-	\$ -	\$ -
813 - Other Nevada	2	\$ 143,000	\$ 143,000	-	\$ -	\$ -
814 - Amargosa Valley	-	\$ -	\$ -	-	\$ -	\$ -
815 - Beatty	-	\$ -	\$ -	-	\$ -	\$ -
900 - Outside Nevada	-	\$ -	\$ -	-	\$ -	\$ -

Source: Greater Las Vegas Association of REALTORS®

For more information, please call George McCabe, Brown & Partners, at (702) 325-7358.

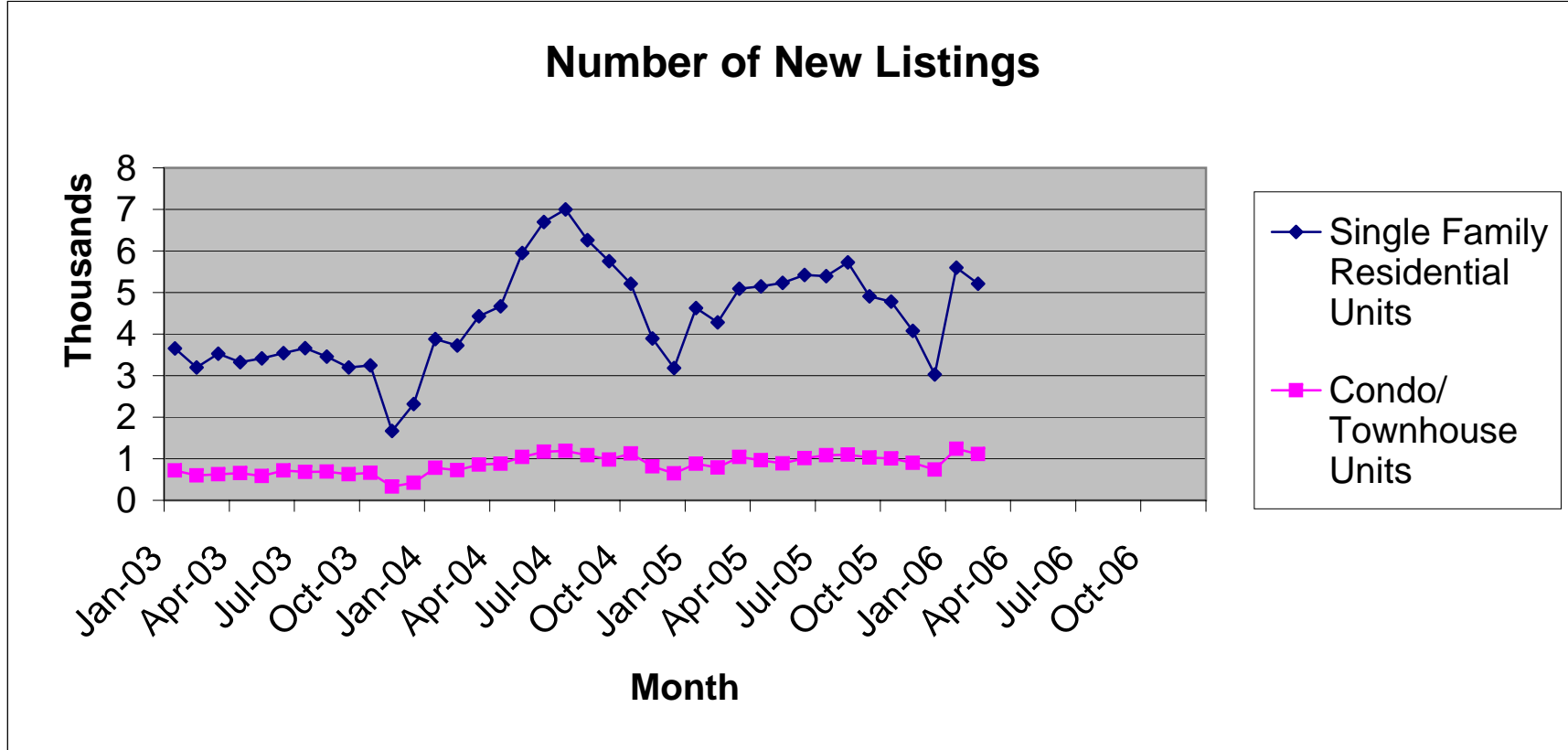
DISCLAIMER: This data is based on information from the Greater Las Vegas Association of REALTORS® (GLVAR) Multiple Listing Service (MLS). This information is deemed reliable but is not guaranteed. MLS collects, compiles and distributes information about homes listed for sale by its subscribers who are real estate agents. MLS subscription is available to all real estate agents licensed in Nevada, but is not available to the general public. Not all licensed agents subscribe to the MLS. MLS does not include all new homes available or listings from non-MLS agents, nor does it include properties for sale by owner. The territorial jurisdiction of the GLVAR as a member of the National Association of REALTORS® includes Clark and Nye Counties, Nevada, and such other areas as from time to time may be allocated to the GLVAR by the Board of Directors of the National Association of REALTORS®.



Source: Greater Las Vegas Association of REALTORS®

For more information, please call George McCabe, Brown & Partners, at (702) 325-7358.

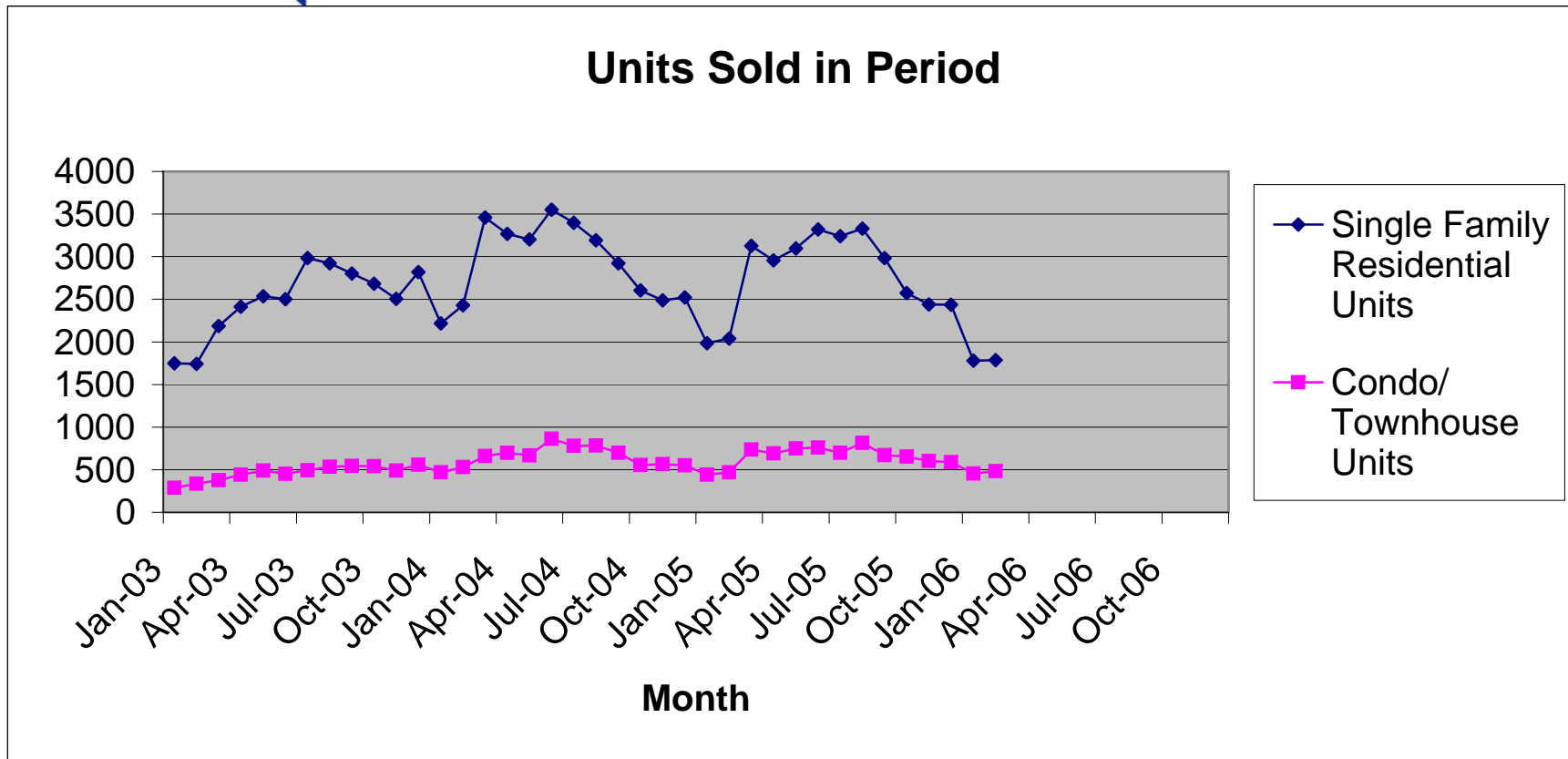
DISCLAIMER: This data is based on information from the Greater Las Vegas Association of REALTORS® (GLVAR) Multiple Listing Service (MLS). This information is deemed reliable but is not guaranteed. MLS collects, compiles and distributes information about homes listed for sale by its subscribers who are real estate agents. MLS subscription is available to all real estate agents licensed in Nevada, but is not available to the general public. Not all licensed agents subscribe to the MLS. MLS does not include all new homes available or listings from non-MLS agents, nor does it include properties for sale by owner. The territorial jurisdiction of the GLVAR as a member of the National Association of REALTORS® includes Clark and Nye Counties, Nevada, and such other areas as from time to time June be allocated to the GLVAR by the Board of Directors of the National Association of REALTORS®.



Source: Greater Las Vegas Association of REALTORS®

For more information, please call George McCabe, Brown & Partners, at (702) 325-7358.

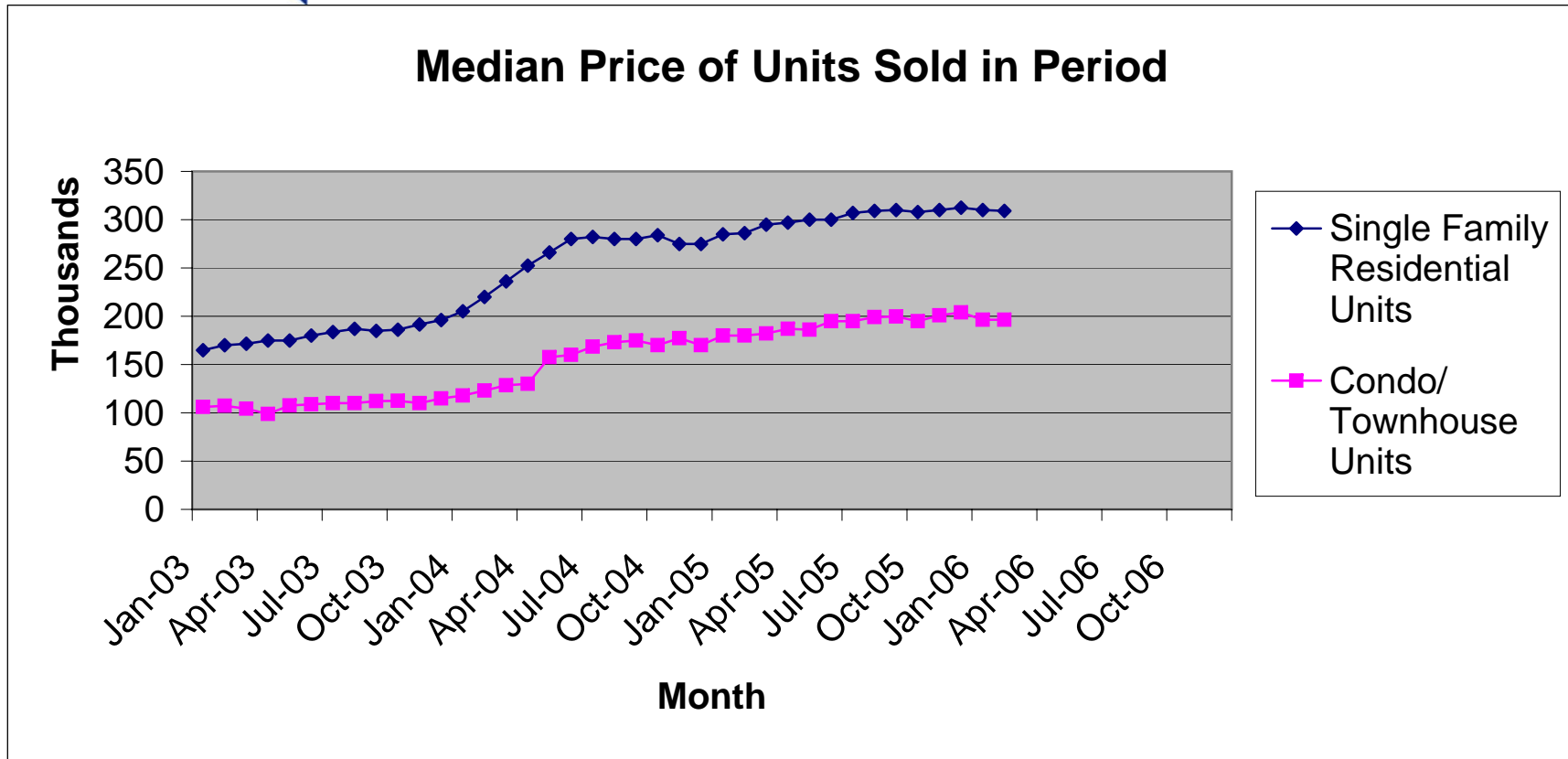
DISCLAIMER: This data is based on information from the Greater Las Vegas Association of REALTORS® (GLVAR) Multiple Listing Service (MLS). This information is deemed reliable but is not guaranteed. MLS collects, compiles and distributes information about homes listed for sale by its subscribers who are real estate agents. MLS subscription is available to all real estate agents licensed in Nevada, but is not available to the general public. Not all licensed agents subscribe to the MLS. MLS does not include all new homes available or listings from non-MLS agents, nor does it include properties for sale by owner. The territorial jurisdiction of the GLVAR as a member of the National Association of REALTORS® includes Clark and Nye Counties, Nevada, and such other areas as from time to time June be allocated to the GLVAR by the Board of Directors of the National Association of REALTORS®.



Source: Greater Las Vegas Association of REALTORS®

For more information, please call George McCabe, Brown & Partners, at (702) 325-7358.

DISCLAIMER: This data is based on information from the Greater Las Vegas Association of REALTORS® (GLVAR) Multiple Listing Service (MLS). This information is deemed reliable but is not guaranteed. MLS collects, compiles and distributes information about homes listed for sale by its subscribers who are real estate agents. MLS subscription is available to all real estate agents licensed in Nevada, but is not available to the general public. Not all licensed agents subscribe to the MLS. MLS does not include all new homes available or listings from non-MLS agents, nor does it include properties for sale by owner. The territorial jurisdiction of the GLVAR as a member of the National Association of REALTORS® includes Clark and Nye Counties, Nevada, and such other areas as from time to time June be allocated to the GLVAR by the Board of Directors of the National Association of REALTORS®.

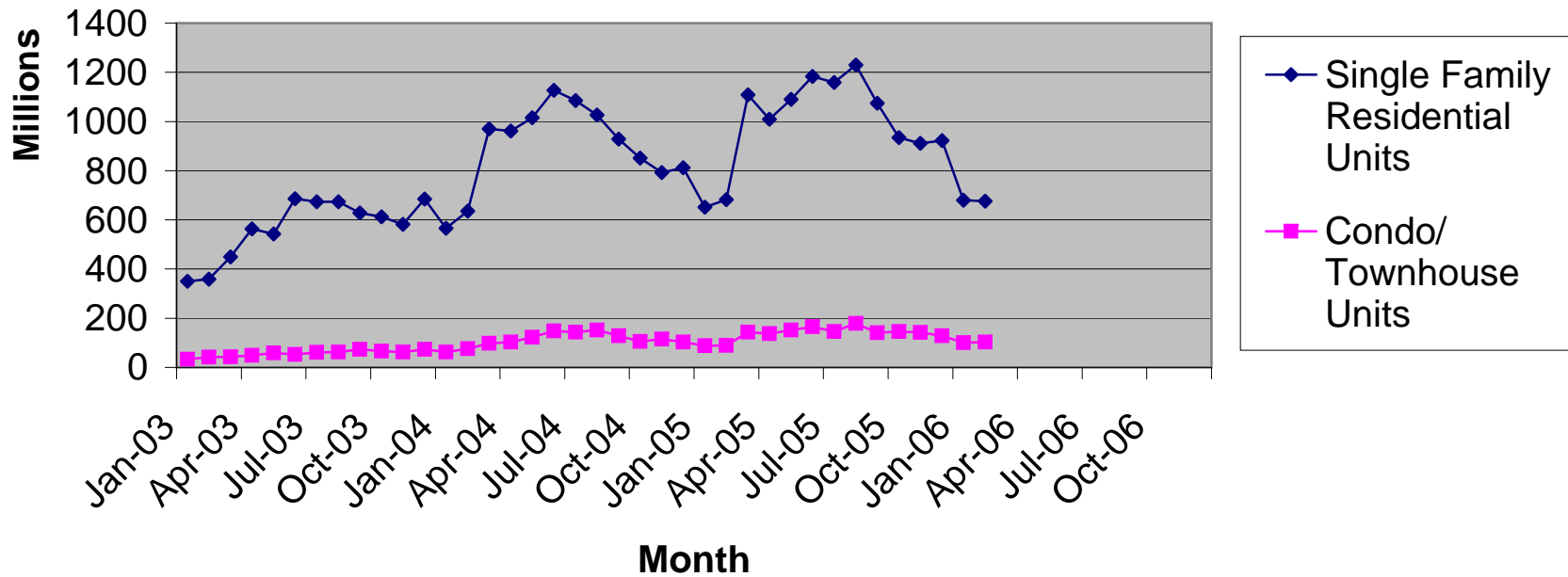


Source: Greater Las Vegas Association of REALTORS®

For more information, please call George McCabe, Brown & Partners, at (702) 325-7358.

DISCLAIMER: This data is based on information from the Greater Las Vegas Association of REALTORS® (GLVAR) Multiple Listing Service (MLS). This information is deemed reliable but is not guaranteed. MLS collects, compiles and distributes information about homes listed for sale by its subscribers who are real estate agents. MLS subscription is available to all real estate agents licensed in Nevada, but is not available to the general public. Not all licensed agents subscribe to the MLS. MLS does not include all new homes available or listings from non-MLS agents, nor does it include properties for sale by owner. The territorial jurisdiction of the GLVAR as a member of the National Association of REALTORS® includes Clark and Nye Counties, Nevada, and such other areas as from time to time June be allocated to the GLVAR by the Board of Directors of the National Association of REALTORS®.

Total Home Sales Value for Units Sold in Period



Source: Greater Las Vegas Association of REALTORS®

For more information, please call George McCabe, Brown & Partners, at (702) 325-7358.

DISCLAIMER: This data is based on information from the Greater Las Vegas Association of REALTORS® (GLVAR) Multiple Listing Service (MLS). This information is deemed reliable but is not guaranteed. MLS collects, compiles and distributes information about homes listed for sale by its subscribers who are real estate agents. MLS subscription is available to all real estate agents licensed in Nevada, but is not available to the general public. Not all licensed agents subscribe to the MLS. MLS does not include all new homes available or listings from non-MLS agents, nor does it include properties for sale by owner. The territorial jurisdiction of the GLVAR as a member of the National Association of REALTORS® includes Clark and Nye Counties, Nevada, and such other areas as from time to time June be allocated to the GLVAR by the Board of Directors of the National Association of REALTORS®.