



## Greater Las Vegas Association of REALTORS® July 2006 Statistics



	Single Family Residential Units			Condo/Townhouse Units		
<b>AVAILABILITY AT END OF PERIOD</b>	Jul 06	Change from Jun 06	Change from Jul 05	Jul 06	Change from Jun 06	Change from Jul 05
# of available units listed	20,273	+1.2%	+33.6%	4,898	+5.8%	+84.1%
Median list price of available units	\$ 358,800	-0.3%	-1.7%	222,222	-0.1%	+3.4%
Average list price of available units	\$ 476,630	+0.3%	+0.7%	308,215	+0.2%	+6.1%
<b>NEW LISTINGS THIS PERIOD</b>						
<b>NEW LISTINGS THIS PERIOD</b>	Jul 06	Change from Jun 06	Change from Jul 05	Jul 06	Change from Jun 06	Change from Jul 05
# of new listings	5,484	-9.5%	+1.7%	1,465	-2.9%	+35.4%
Median price of new listings	\$ 349,900	+0.3%	+0.3%	\$ 219,000	+1.0%	+4.8%
Average price of new listings	\$ 444,222	+1.8%	+4.8%	\$ 281,671	-0.8%	+9.4%
<b>UNITS SOLD THIS PERIOD</b>						
<b>UNITS SOLD THIS PERIOD</b>	Jul 06	Change from Jun 06	Change from Jul 05	Jul 06	Change from Jun 06	Change from Jul 05
# of units sold	1,996	-21.0%	-38.4%	505	-14.7%	-27.5%
Median price of units sold	\$ 310,000	-1.6%	+1.0%	\$ 201,500	-1.7%	+3.3%
Average price of units sold	\$ 373,173	-3.2%	+4.4%	\$ 218,428	-8.9%	+4.7%
<b>TIME ON MARKET FOR UNITS SOLD THIS PERIOD</b>						
<b>TIME ON MARKET FOR UNITS SOLD THIS PERIOD</b>	Jul 06	Jun 06	Jul 05	Jul 06	Jun 06	Jul 05
0-30 days	38.9%	40.0%	52.3%	41.2%	45.4%	63.4%
31-60 days	24.5%	26.2%	23.3%	26.3%	21.8%	19.1%
61-90 days	16.3%	16.2%	11.6%	14.5%	14.9%	7.5%
91-120 days	9.6%	8.2%	6.2%	11.1%	7.9%	4.0%
121+ days	10.6%	9.4%	6.6%	6.9%	10.0%	6.0%
<b>TOTAL HOME SALES DOLLAR VALUE FOR UNITS SOLD THIS PERIOD</b>						
<b>TOTAL HOME SALES DOLLAR VALUE FOR UNITS SOLD THIS PERIOD</b>	Jul 06	Change from Jun 06	Change from Jul 05	Jul 06	Change from Jun 06	Change from Jul 05
	\$ 744,853,217	-23.5%	-35.7%	\$ 110,305,904	-22.3%	-24.2%

Source: Greater Las Vegas Association of REALTORS®

For more information, please call George McCabe, Brown & Partners, at (702) 325-7358.

DISCLAIMER: This data is based on information from the Greater Las Vegas Association of REALTORS® (GLVAR) Multiple Listing Service (MLS). This information is deemed reliable but is not guaranteed. MLS collects, compiles and distributes information about homes listed for sale by its subscribers who are real estate agents. MLS subscription is available to all real estate agents licensed in Nevada, but is not available to the general public. Not all licensed agents subscribe to the MLS. MLS does not include all new homes available or listings from non-MLS agents, nor does it include properties for sale by owner. The territorial jurisdiction of the GLVAR as a member of the National Association of REALTORS® includes Clark and Nye Counties, Nevada, and such other areas as from time to time may be allocated to the GLVAR by the Board of Directors of the National Association of REALTORS®.



## Greater Las Vegas Association of REALTORS® July 2006 Statistics

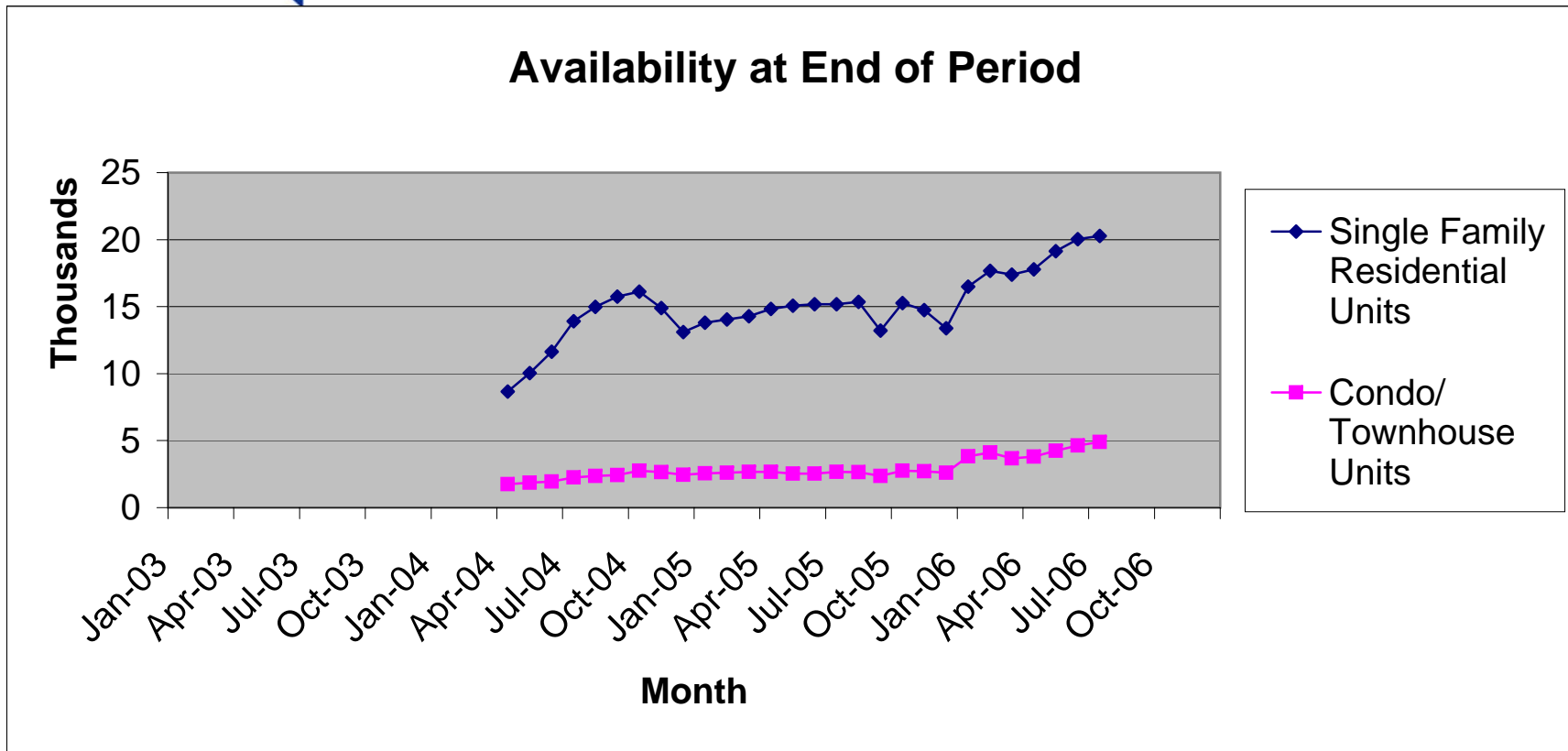
### Sold Units Statistics by Area (see map)

Area	Single Family Residential Units			Condo/Townhouse Units		
	# of units sold	Median Sold Price	Average Sold Price	# of units sold	Median Sold Price	Average Sold Price
101 - North	37	227,000	231,345	11	86,500	103,036
102 - North	120	329,745	401,162	4	232,500	233,625
103 - North	241	294,500	306,394	11	235,000	231,090
201 - East	60	215,000	216,219	6	110,500	105,500
202 - East	79	245,000	244,438	15	140,000	135,720
203 - East	67	285,000	331,378	17	185,000	185,782
204 - East	71	265,000	269,754	20	169,450	173,090
301 - South	34	293,500	333,318	40	202,450	307,171
302 - South	70	299,000	332,341	42	173,500	170,338
303 - South	119	325,000	368,482	22	277,485	278,126
401 - North West	14	244,500	241,921	7	155,000	154,189
402 - North West	82	258,450	279,212	29	177,500	180,569
403 - North West	55	305,000	359,205	36	178,700	189,012
404 - North West	103	380,000	511,413	38	280,450	288,057
405 - North West	90	326,500	381,126	23	214,000	216,791
501 - South West	45	295,000	325,576	21	189,900	191,062
502 - South West	109	395,000	485,820	20	225,000	239,025
503 - South West	99	344,000	422,664	48	202,500	227,789
504 - South West	74	309,250	380,454	7	203,000	205,214
505 - South West	77	390,000	510,843	6	265,289	262,333
601 - Henderson	21	300,000	342,870	21	220,000	231,661
602 - Henderson	77	369,000	426,755	26	229,500	237,569
603 - Henderson	15	262,000	633,127	5	145,500	177,500
604 - Henderson	23	290,000	295,857	2	168,500	168,500
605 - Henderson	66	307,000	328,900	12	236,200	237,183
606 - Henderson	115	475,000	584,899	14	242,000	258,993
701 - Boulder City	10	374,995	506,799	4	218,750	221,125
702 - Boulder City	-	-	-	1	277,500	277,500
800 - Mesquite	2	300,500	300,500	4	209,450	217,100
801 - Muddy River (Moapa, Glendale, Logandale, Overton)	3	340,000	293,333	-	-	-
802 - Mt. Charleston/Lee Canyon	-	-	-	-	-	-
803 - Indian Springs/Cold Creek	-	-	-	-	-	-
804 - Mountain Springs	-	-	-	-	-	-
805 - Blue Diamond	1	410,000	410,000	-	-	-
806 - State Line/Jean/Goodsprings	-	-	-	-	-	-
807 - Sandy Valley	-	-	-	-	-	-
808 - Laughlin	-	-	-	-	-	-
809 - Other Clark County	-	-	-	-	-	-
810 - Pahrump	28	270,000	270,964	-	-	-
811 - Nye County	1	31,000	31,000	-	-	-
812 - Lincoln County	-	-	-	-	-	-
813 - Other Nevada	9	95,000	129,389	-	-	-
814 - Amargosa Valley	1	170,000	170,000	-	-	-
815 - Beatty	-	-	-	-	-	-
900 - Outside Nevada	-	-	-	-	-	-

Source: Greater Las Vegas Association of REALTORS®

For more information, please call George McCabe, Brown & Partners, at (702) 325-7358.

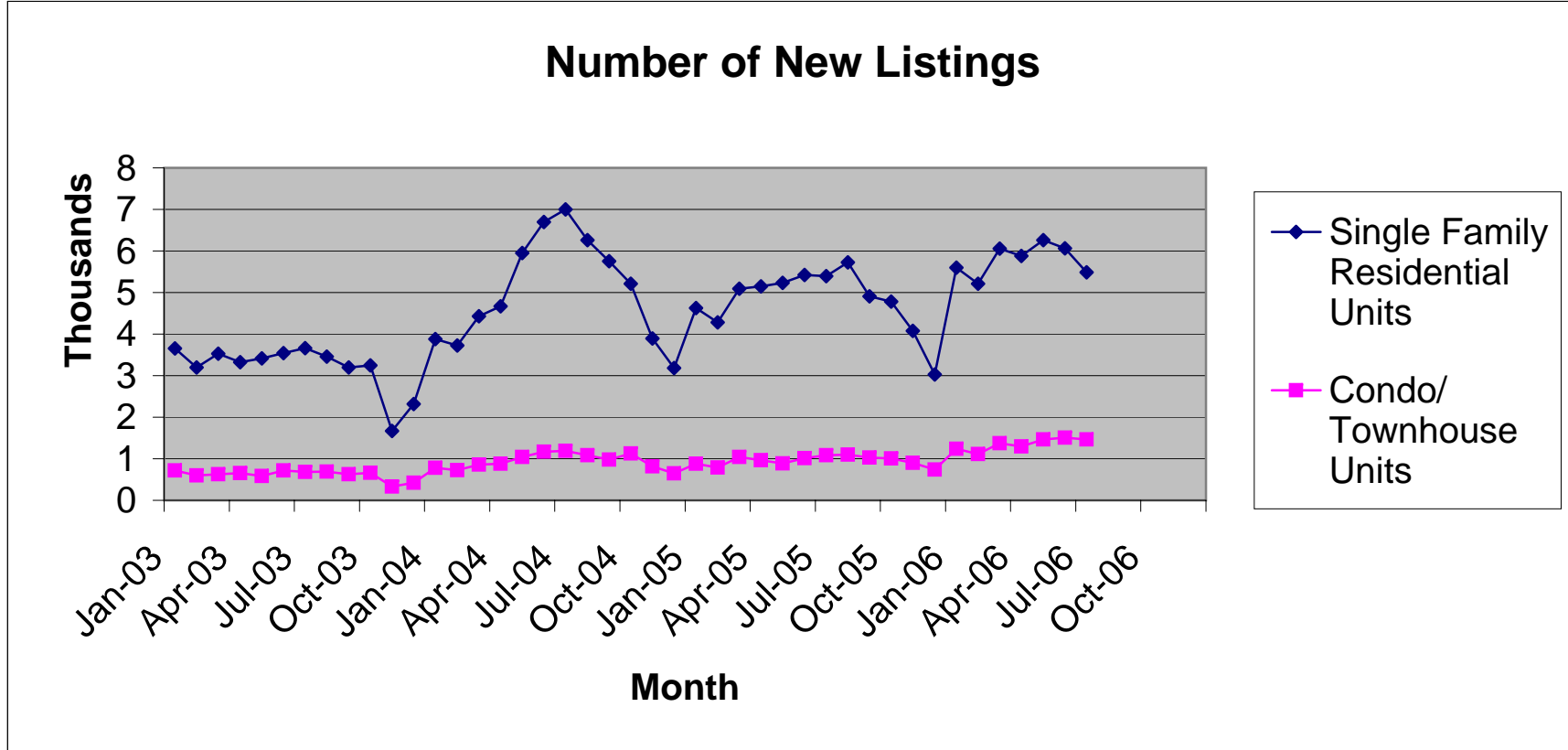
DISCLAIMER: This data is based on information from the Greater Las Vegas Association of REALTORS® (GLVAR) Multiple Listing Service (MLS). This information is deemed reliable but is not guaranteed. MLS collects, compiles and distributes information about homes listed for sale by its subscribers who are real estate agents. MLS subscription is available to all real estate agents licensed in Nevada, but is not available to the general public. Not all licensed agents subscribe to the MLS. MLS does not include all new homes available or listings from non-MLS agents, nor does it include properties for sale by owner. The territorial jurisdiction of the GLVAR as a member of the National Association of REALTORS® includes Clark and Nye Counties, Nevada, and such other areas as from time to time may be allocated to the GLVAR by the Board of Directors of the National Association of REALTORS®.



Source: Greater Las Vegas Association of REALTORS®

For more information, please call George McCabe, Brown & Partners, at (702) 325-7358.

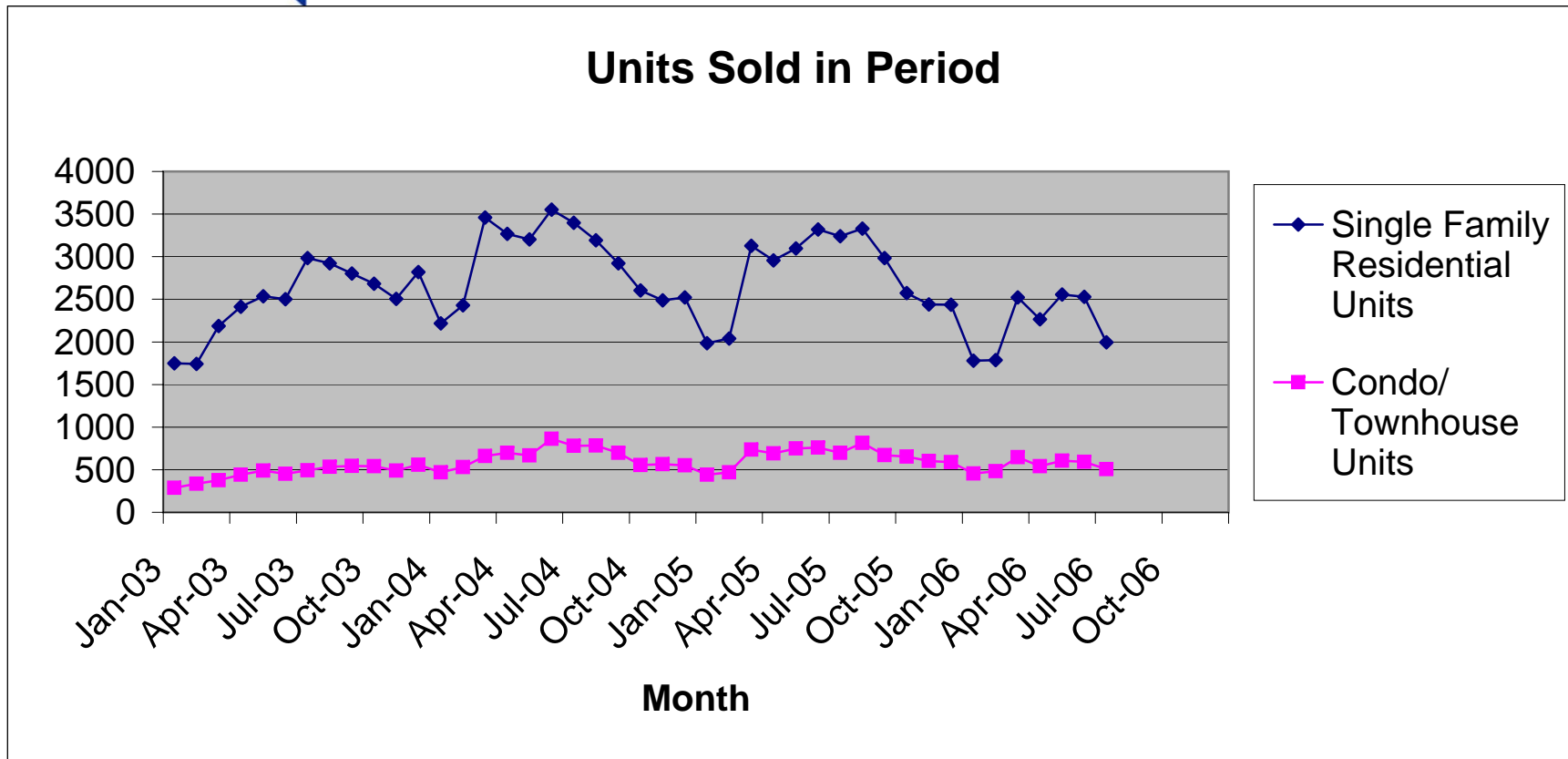
**DISCLAIMER:** This data is based on information from the Greater Las Vegas Association of REALTORS® (GLVAR) Multiple Listing Service (MLS). This information is deemed reliable but is not guaranteed. MLS collects, compiles and distributes information about homes listed for sale by its subscribers who are real estate agents. MLS subscription is available to all real estate agents licensed in Nevada, but is not available to the general public. Not all licensed agents subscribe to the MLS. MLS does not include all new homes available or listings from non-MLS agents, nor does it include properties for sale by owner. The territorial jurisdiction of the GLVAR as a member of the National Association of REALTORS® includes Clark and Nye Counties, Nevada, and such other areas as from time to time may be allocated to the GLVAR by the Board of Directors of the National Association of REALTORS®.



Source: Greater Las Vegas Association of REALTORS®

For more information, please call George McCabe, Brown & Partners, at (702) 325-7358.

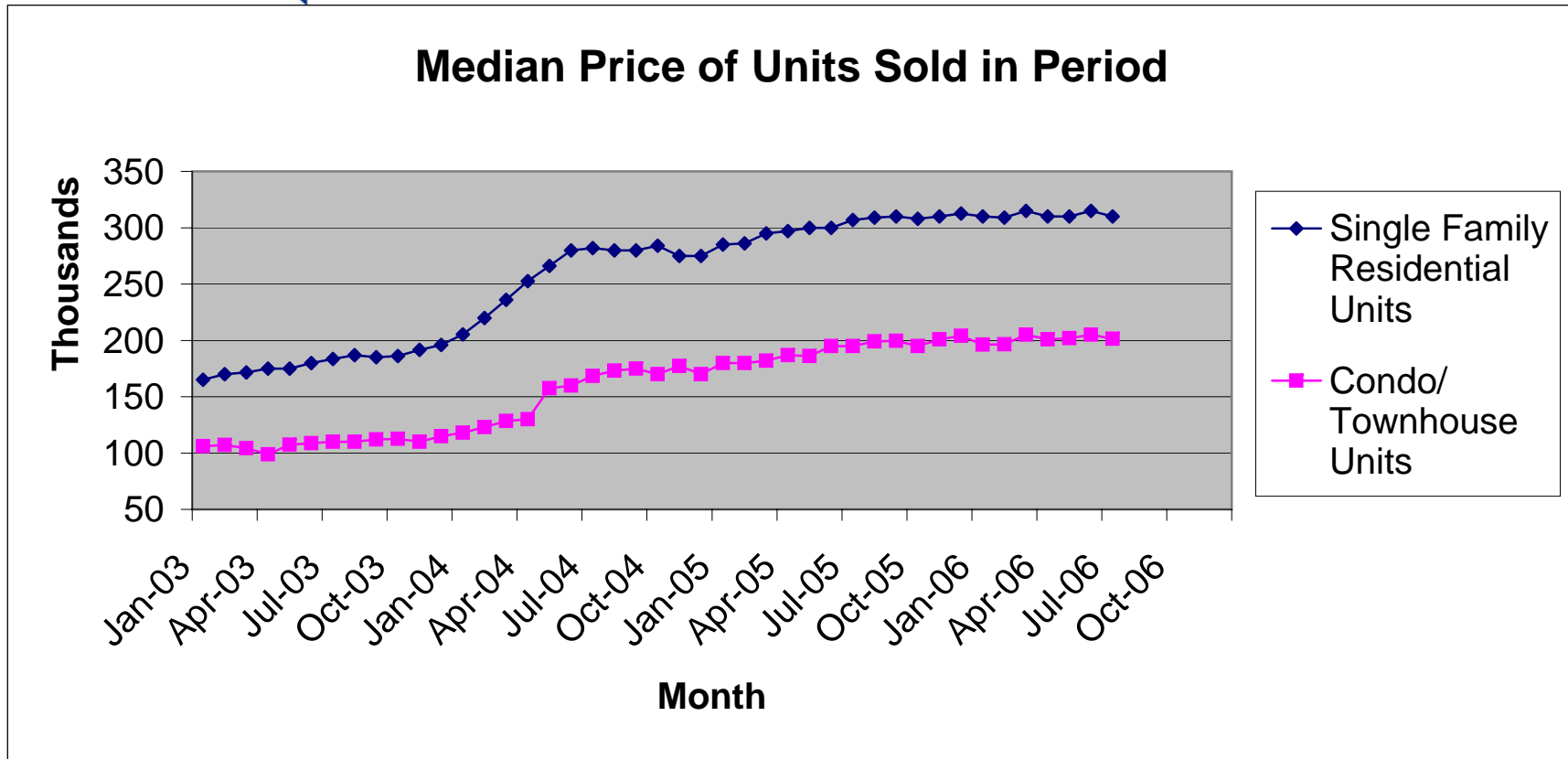
**DISCLAIMER:** This data is based on information from the Greater Las Vegas Association of REALTORS® (GLVAR) Multiple Listing Service (MLS). This information is deemed reliable but is not guaranteed. MLS collects, compiles and distributes information about homes listed for sale by its subscribers who are real estate agents. MLS subscription is available to all real estate agents licensed in Nevada, but is not available to the general public. Not all licensed agents subscribe to the MLS. MLS does not include all new homes available or listings from non-MLS agents, nor does it include properties for sale by owner. The territorial jurisdiction of the GLVAR as a member of the National Association of REALTORS® includes Clark and Nye Counties, Nevada, and such other areas as from time to time may be allocated to the GLVAR by the Board of Directors of the National Association of REALTORS®.



Source: Greater Las Vegas Association of REALTORS®

For more information, please call George McCabe, Brown & Partners, at (702) 325-7358.

**DISCLAIMER:** This data is based on information from the Greater Las Vegas Association of REALTORS® (GLVAR) Multiple Listing Service (MLS). This information is deemed reliable but is not guaranteed. MLS collects, compiles and distributes information about homes listed for sale by its subscribers who are real estate agents. MLS subscription is available to all real estate agents licensed in Nevada, but is not available to the general public. Not all licensed agents subscribe to the MLS. MLS does not include all new homes available or listings from non-MLS agents, nor does it include properties for sale by owner. The territorial jurisdiction of the GLVAR as a member of the National Association of REALTORS® includes Clark and Nye Counties, Nevada, and such other areas as from time to time may be allocated to the GLVAR by the Board of Directors of the National Association of REALTORS®.

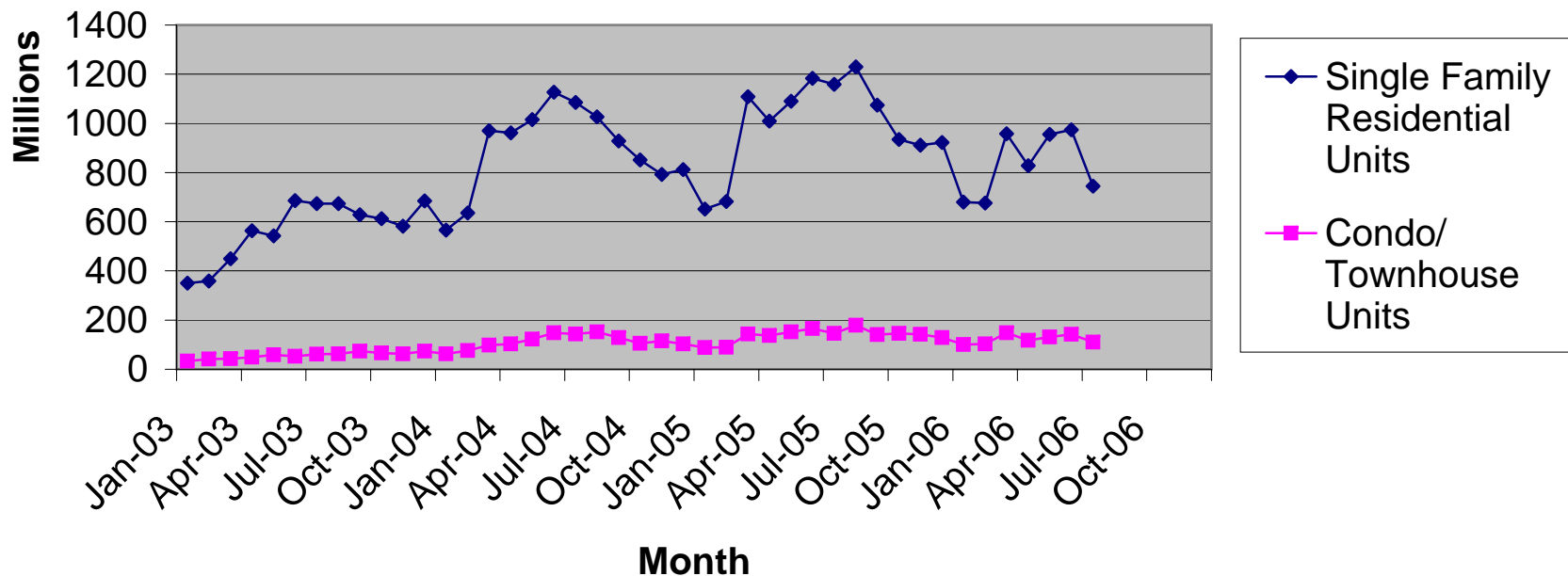


Source: Greater Las Vegas Association of REALTORS®

For more information, please call George McCabe, Brown & Partners, at (702) 325-7358.

**DISCLAIMER:** This data is based on information from the Greater Las Vegas Association of REALTORS® (GLVAR) Multiple Listing Service (MLS). This information is deemed reliable but is not guaranteed. MLS collects, compiles and distributes information about homes listed for sale by its subscribers who are real estate agents. MLS subscription is available to all real estate agents licensed in Nevada, but is not available to the general public. Not all licensed agents subscribe to the MLS. MLS does not include all new homes available or listings from non-MLS agents, nor does it include properties for sale by owner. The territorial jurisdiction of the GLVAR as a member of the National Association of REALTORS® includes Clark and Nye Counties, Nevada, and such other areas as from time to time may be allocated to the GLVAR by the Board of Directors of the National Association of REALTORS®.

### Total Home Sales Value for Units Sold in Period



Source: Greater Las Vegas Association of REALTORS®

For more information, please call George McCabe, Brown & Partners, at (702) 325-7358.

DISCLAIMER: This data is based on information from the Greater Las Vegas Association of REALTORS® (GLVAR) Multiple Listing Service (MLS). This information is deemed reliable but is not guaranteed. MLS collects, compiles and distributes information about homes listed for sale by its subscribers who are real estate agents. MLS subscription is available to all real estate agents licensed in Nevada, but is not available to the general public. Not all licensed agents subscribe to the MLS. MLS does not include all new homes available or listings from non-MLS agents, nor does it include properties for sale by owner. The territorial jurisdiction of the GLVAR as a member of the National Association of REALTORS® includes Clark and Nye Counties, Nevada, and such other areas as from time to time may be allocated to the GLVAR by the Board of Directors of the National Association of REALTORS®.