



## Greater Las Vegas Association of REALTORS® May 2006 Statistics



	Single Family Residential Units			Condo/Townhouse Units		
<b>AVAILABILITY AT END OF PERIOD</b>	May 06	Change from Apr 06	Change from May 05	May 06	Change from Apr 06	Change from May 05
# of available units listed	19,132	+7.6%	+27.0%	4,253	+11.9%	+67.4%
Median list price of available units	\$ 362,900	-0.6%	+0.8%	\$ 224,900	-0.0%	+5.1%
Average list price of available units	\$ 479,738	-0.9%	+2.4%	\$ 308,846	-0.2%	+11.9%
<b>NEW LISTINGS THIS PERIOD</b>						
<b>NEW LISTINGS THIS PERIOD</b>	May 06	Change from Apr 06	Change from May 05	May 06	Change from Apr 06	Change from May 05
# of new listings	6,264	+6.6%	+19.7%	1,465	+12.8%	+64.8%
Median price of new listings	\$ 350,000	-0.6%	+1.4%	\$ 216,000	-2.7%	+2.9%
Average price of new listings	\$ 437,996	-2.0%	+5.3%	\$ 266,374	-1.6%	+9.8%
<b>UNITS SOLD THIS PERIOD</b>						
<b>UNITS SOLD THIS PERIOD</b>	May 06	Change from Apr 06	Change from May 05	May 06	Change from Apr 06	Change from May 05
# of units sold	2,556	+12.8%	-17.4%	605	+11.8%	-19.4%
Median price of units sold	\$ 310,000	+0.0%	+3.3%	\$ 202,000	+0.5%	+8.6%
Average price of units sold	\$ 373,761	+2.3%	+6.1%	\$ 216,700	-0.1%	+6.8%
<b>TIME ON MARKET FOR UNITS SOLD THIS PERIOD</b>						
<b>TIME ON MARKET FOR UNITS SOLD THIS PERIOD</b>	May 06	Apr 06	May 05	May 06	Apr 06	May 05
0-30 days	43.1%	42.9%	48.4%	48.1%	49.0%	56.2%
31-60 days	24.6%	25.1%	21.2%	26.9%	21.3%	20.6%
61-90 days	15.8%	13.4%	13.5%	13.4%	14.6%	11.9%
91-120 days	7.2%	6.8%	6.7%	5.1%	7.6%	3.6%
121+ days	9.2%	11.7%	10.2%	6.4%	7.6%	7.7%
<b>TOTAL HOME SALES DOLLAR VALUE FOR UNITS SOLD THIS PERIOD</b>						
<b>TOTAL HOME SALES DOLLAR VALUE FOR UNITS SOLD THIS PERIOD</b>	May 06	Change from Apr 06	Change from May 05	May 06	Change from Apr 06	Change from May 05
	\$ 955,333,938	+15.4%	-12.4%	\$ 131,103,330	+11.7%	-13.9%

Source: Greater Las Vegas Association of REALTORS®

For more information, please call George McCabe, Brown & Partners, at (702) 325-7358.

DISCLAIMER: This data is based on information from the Greater Las Vegas Association of REALTORS® (GLVAR) Multiple Listing Service (MLS). This information is deemed reliable but is not guaranteed. MLS collects, compiles and distributes information about homes listed for sale by its subscribers who are real estate agents. MLS subscription is available to all real estate agents licensed in Nevada, but is not available to the general public. Not all licensed agents subscribe to the MLS. MLS does not include all new homes available or listings from non-MLS agents, nor does it include properties for sale by owner. The territorial jurisdiction of the GLVAR as a member of the National Association of REALTORS® includes Clark and Nye Counties, Nevada, and such other areas as from time to time may be allocated to the GLVAR by the Board of Directors of the National Association of REALTORS®.



## Greater Las Vegas Association of REALTORS® May 2006 Statistics

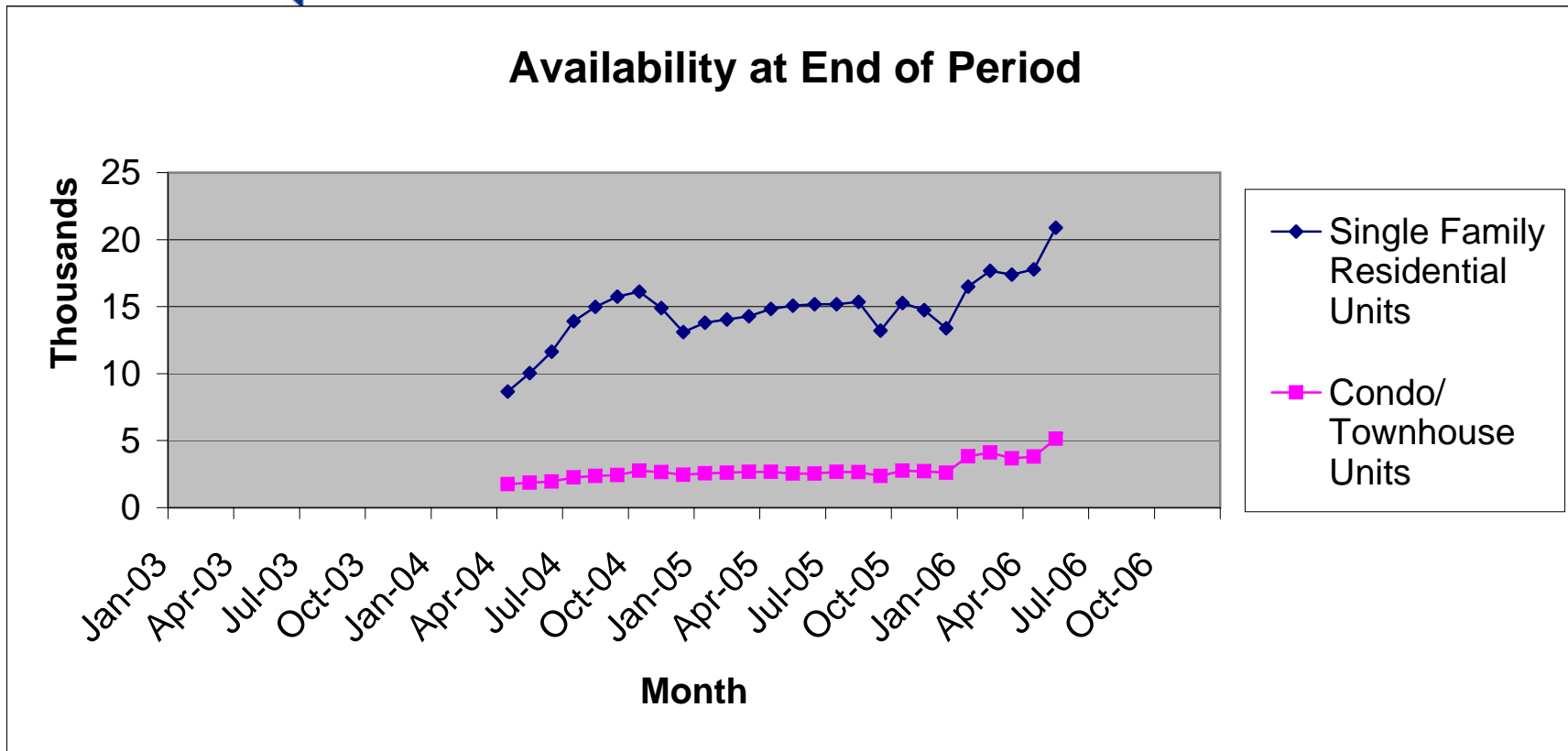
### Sold Units Statistics by Area (see map)

Area	Single Family Residential Units			Condo/Townhouse Units		
	# of units sold	Median Sold Price	Average Sold Price	# of units sold	Median Sold Price	Average Sold Price
101 - North	50	\$ 222,450	\$ 219,732	10	\$ 161,500	\$ 140,400
102 - North	151	\$ 330,000	\$ 372,819	7	\$ 218,000	\$ 222,571
103 - North	259	\$ 289,000	\$ 307,497	13	\$ 214,000	\$ 220,177
201 - East	70	\$ 205,000	\$ 204,603	6	\$ 82,500	\$ 81,417
202 - East	93	\$ 230,000	\$ 229,824	28	\$ 131,325	\$ 134,784
203 - East	103	\$ 279,000	\$ 307,491	16	\$ 176,000	\$ 168,794
204 - East	111	\$ 272,000	\$ 277,238	24	\$ 173,250	\$ 175,871
301 - South	54	\$ 279,000	\$ 313,687	44	\$ 209,500	\$ 291,386
302 - South	59	\$ 285,000	\$ 297,883	52	\$ 173,000	\$ 195,038
303 - South	162	\$ 324,500	\$ 357,775	21	\$ 243,000	\$ 234,062
401 - North West	27	\$ 257,500	\$ 277,730	2	\$ 163,500	\$ 163,500
402 - North West	108	\$ 264,000	\$ 265,240	42	\$ 181,650	\$ 179,527
403 - North West	77	\$ 298,000	\$ 337,018	42	\$ 194,500	\$ 198,714
404 - North West	143	\$ 415,000	\$ 576,067	36	\$ 273,300	\$ 280,589
405 - North West	130	\$ 330,000	\$ 387,595	25	\$ 218,000	\$ 222,884
501 - South West	45	\$ 300,000	\$ 353,514	33	\$ 183,500	\$ 188,497
502 - South West	144	\$ 430,000	\$ 568,636	21	\$ 237,000	\$ 240,519
503 - South West	121	\$ 357,000	\$ 413,516	53	\$ 188,490	\$ 203,245
504 - South West	84	\$ 308,682	\$ 347,051	6	\$ 220,500	\$ 223,333
505 - South West	63	\$ 410,000	\$ 480,258	7	\$ 270,000	\$ 269,071
601 - Henderson	33	\$ 320,000	\$ 363,082	25	\$ 230,000	\$ 239,370
602 - Henderson	94	\$ 362,500	\$ 402,183	33	\$ 237,000	\$ 237,574
603 - Henderson	26	\$ 263,450	\$ 639,504	9	\$ 199,000	\$ 403,532
604 - Henderson	56	\$ 300,500	\$ 313,584	8	\$ 232,000	\$ 214,250
605 - Henderson	65	\$ 360,000	\$ 399,082	10	\$ 221,750	\$ 226,310
606 - Henderson	160	\$ 445,000	\$ 544,626	22	\$ 232,500	\$ 259,759
701 - Boulder City	9	\$ 325,000	\$ 331,378	2	\$ 276,500	\$ 276,500
702 - Boulder City	1	\$ 649,100	\$ 649,100	3	\$ 295,000	\$ 332,133
800 - Mesquite	2	\$ 419,950	\$ 419,950	9	\$ 191,500	\$ 200,641
801 - Muddy River (Moapa, Glendale, Logandale, Overton)	10	\$ 300,000	\$ 294,698	-	\$ -	\$ -
802 - Mt. Charleston/Lee Canyon	1	\$ 575,000	\$ 575,000	-	\$ -	\$ -
803 - Indian Springs/Cold Creek	-	\$ -	\$ -	-	\$ -	\$ -
804 - Mountain Springs	-	\$ -	\$ -	-	\$ -	\$ -
805 - Blue Diamond	-	\$ -	\$ -	-	\$ -	\$ -
806 - State Line/Jean/Goodsprings	-	\$ -	\$ -	-	\$ -	\$ -
807 - Sandy Valley	1	\$ 500,000	\$ 500,000	-	\$ -	\$ -
808 - Laughlin	-	\$ -	\$ -	-	\$ -	\$ -
809 - Other Clark County	-	\$ -	\$ -	-	\$ -	\$ -
810 - Pahrump	42	\$ 255,000	\$ 265,270	-	\$ -	\$ -
811 - Nye County	-	\$ -	\$ -	-	\$ -	\$ -
812 - Lincoln County	2	\$ 92,500	\$ 92,500	-	\$ -	\$ -
813 - Other Nevada	6	\$ 166,000	\$ 202,917	-	\$ -	\$ -
814 - Amargosa Valley	-	\$ -	\$ -	-	\$ -	\$ -
815 - Beatty	-	\$ -	\$ -	-	\$ -	\$ -
900 - Outside Nevada	1	\$ 155,000	\$ 155,000	-	\$ -	\$ -

Source: Greater Las Vegas Association of REALTORS®

For more information, please call George McCabe, Brown & Partners, at (702) 325-7358.

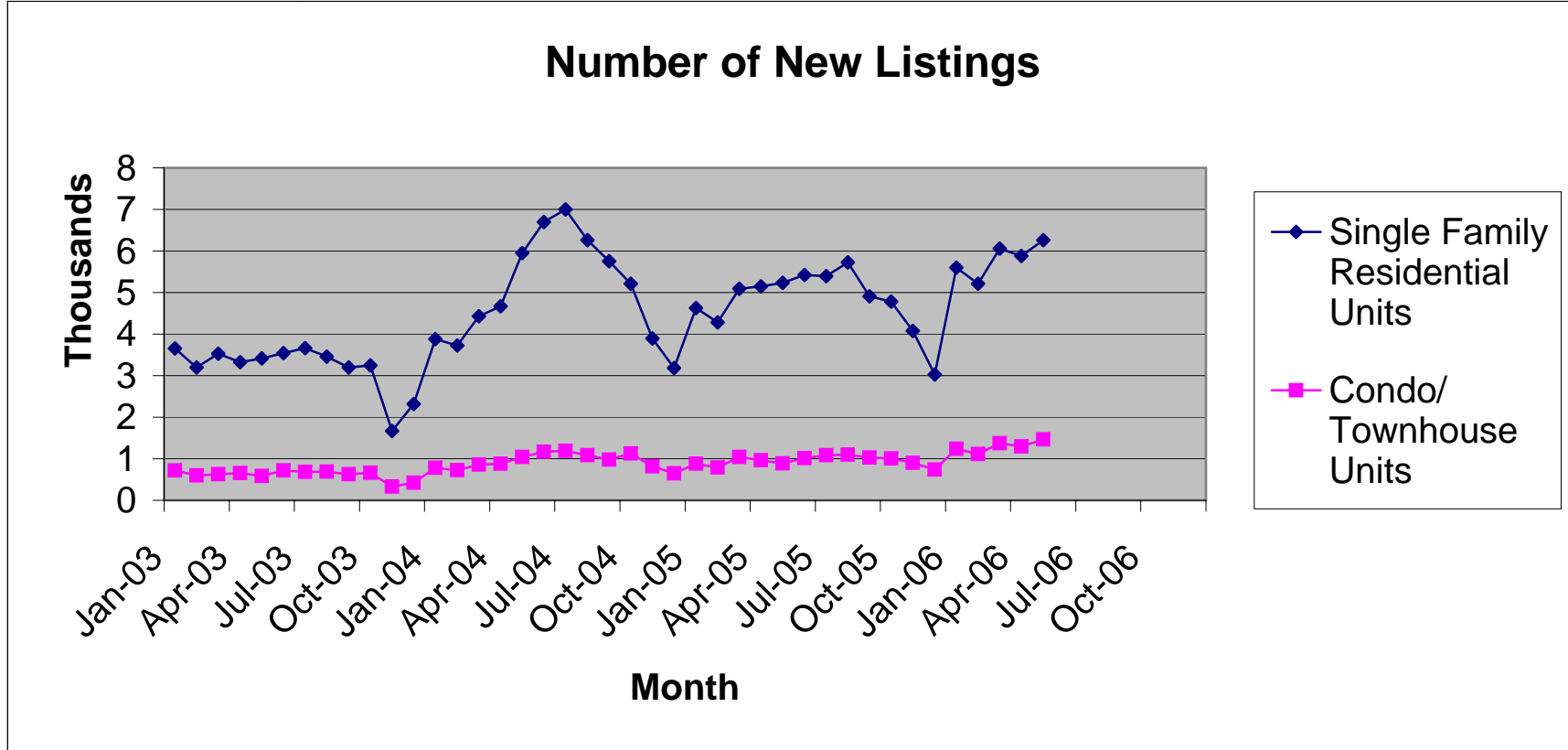
DISCLAIMER: This data is based on information from the Greater Las Vegas Association of REALTORS® (GLVAR) Multiple Listing Service (MLS). This information is deemed reliable but is not guaranteed. MLS collects, compiles and distributes information about homes listed for sale by its subscribers who are real estate agents. MLS subscription is available to all real estate agents licensed in Nevada, but is not available to the general public. Not all licensed agents subscribe to the MLS. MLS does not include all new homes available or listings from non-MLS agents, nor does it include properties for sale by owner. The territorial jurisdiction of the GLVAR as a member of the National Association of REALTORS® includes Clark and Nye Counties, Nevada, and such other areas as from time to time may be allocated to the GLVAR by the Board of Directors of the National Association of REALTORS®.



Source: Greater Las Vegas Association of REALTORS®

For more information, please call George McCabe, Brown & Partners, at (702) 325-7358.

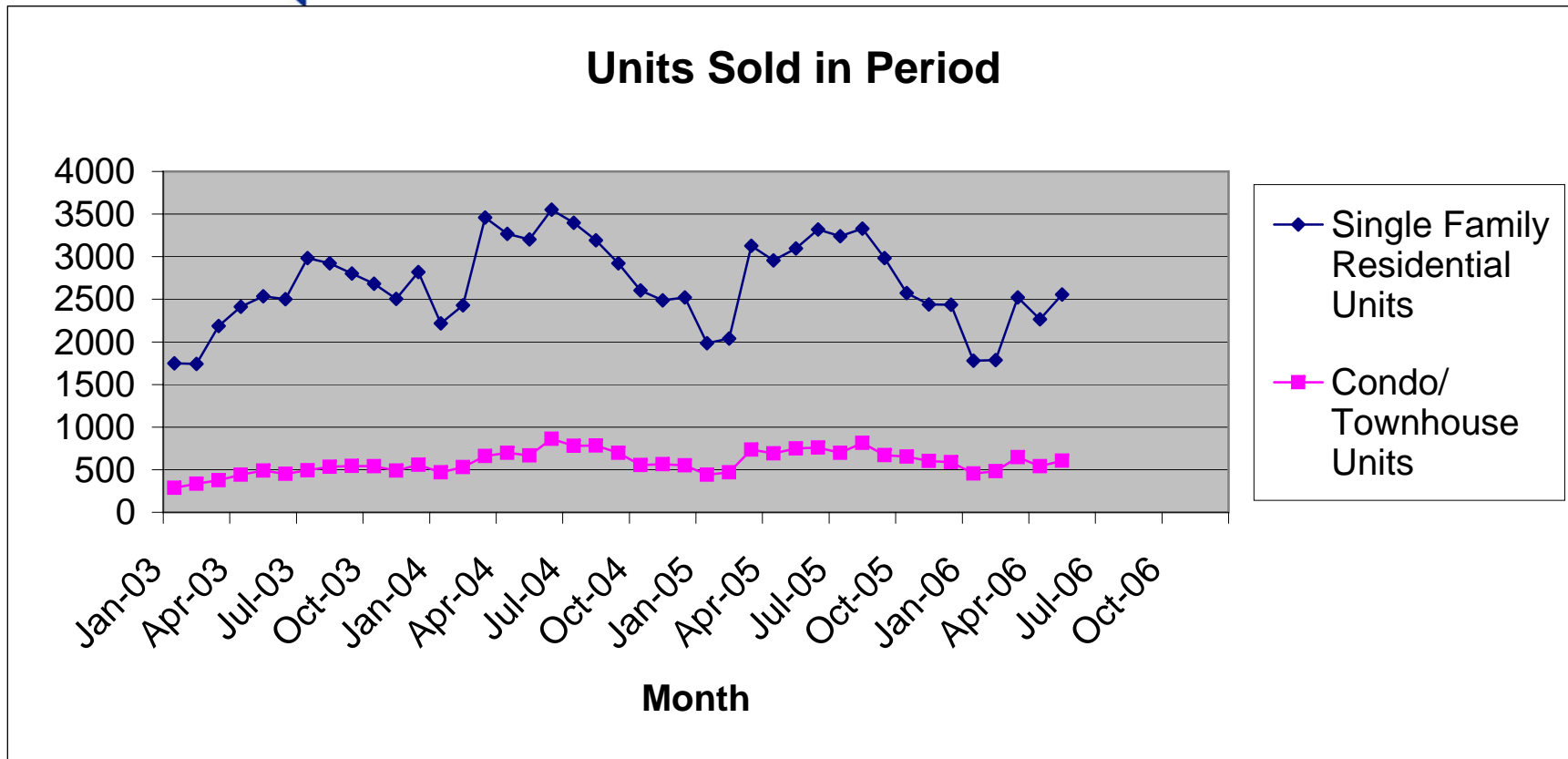
**DISCLAIMER:** This data is based on information from the Greater Las Vegas Association of REALTORS® (GLVAR) Multiple Listing Service (MLS). This information is deemed reliable but is not guaranteed. MLS collects, compiles and distributes information about homes listed for sale by its subscribers who are real estate agents. MLS subscription is available to all real estate agents licensed in Nevada, but is not available to the general public. Not all licensed agents subscribe to the MLS. MLS does not include all new homes available or listings from non-MLS agents, nor does it include properties for sale by owner. The territorial jurisdiction of the GLVAR as a member of the National Association of REALTORS® includes Clark and Nye Counties, Nevada, and such other areas as from time to time June be allocated to the GLVAR by the Board of Directors of the National Association of REALTORS®.



Source: Greater Las Vegas Association of REALTORS®

For more information, please call George McCabe, Brown & Partners, at (702) 325-7358.

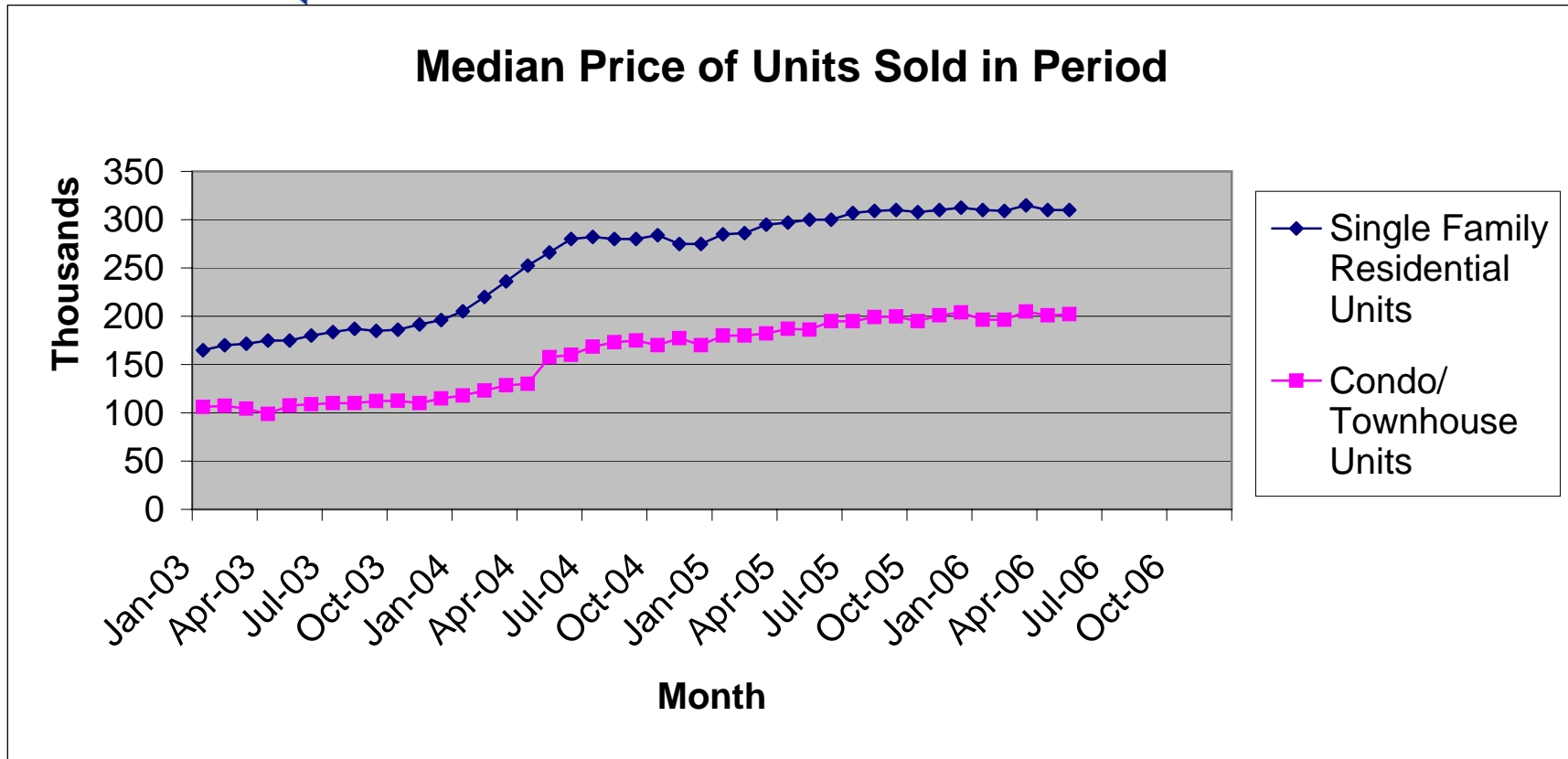
**DISCLAIMER:** This data is based on information from the Greater Las Vegas Association of REALTORS® (GLVAR) Multiple Listing Service (MLS). This information is deemed reliable but is not guaranteed. MLS collects, compiles and distributes information about homes listed for sale by its subscribers who are real estate agents. MLS subscription is available to all real estate agents licensed in Nevada, but is not available to the general public. Not all licensed agents subscribe to the MLS. MLS does not include all new homes available or listings from non-MLS agents, nor does it include properties for sale by owner. The territorial jurisdiction of the GLVAR as a member of the National Association of REALTORS® includes Clark and Nye Counties, Nevada, and such other areas as from time to time June be allocated to the GLVAR by the Board of Directors of the National Association of REALTORS®.



Source: Greater Las Vegas Association of REALTORS®

For more information, please call George McCabe, Brown & Partners, at (702) 325-7358.

**DISCLAIMER:** This data is based on information from the Greater Las Vegas Association of REALTORS® (GLVAR) Multiple Listing Service (MLS). This information is deemed reliable but is not guaranteed. MLS collects, compiles and distributes information about homes listed for sale by its subscribers who are real estate agents. MLS subscription is available to all real estate agents licensed in Nevada, but is not available to the general public. Not all licensed agents subscribe to the MLS. MLS does not include all new homes available or listings from non-MLS agents, nor does it include properties for sale by owner. The territorial jurisdiction of the GLVAR as a member of the National Association of REALTORS® includes Clark and Nye Counties, Nevada, and such other areas as from time to time June be allocated to the GLVAR by the Board of Directors of the National Association of REALTORS®.

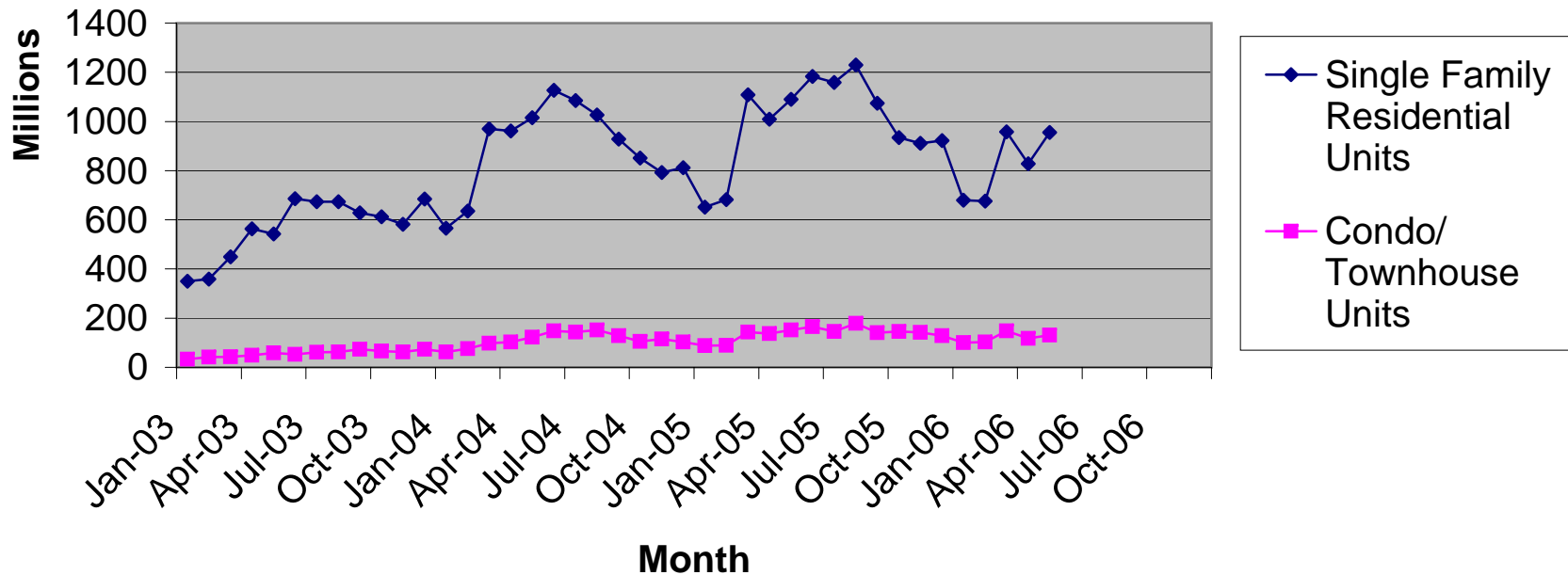


Source: Greater Las Vegas Association of REALTORS®

For more information, please call George McCabe, Brown & Partners, at (702) 325-7358.

**DISCLAIMER:** This data is based on information from the Greater Las Vegas Association of REALTORS® (GLVAR) Multiple Listing Service (MLS). This information is deemed reliable but is not guaranteed. MLS collects, compiles and distributes information about homes listed for sale by its subscribers who are real estate agents. MLS subscription is available to all real estate agents licensed in Nevada, but is not available to the general public. Not all licensed agents subscribe to the MLS. MLS does not include all new homes available or listings from non-MLS agents, nor does it include properties for sale by owner. The territorial jurisdiction of the GLVAR as a member of the National Association of REALTORS® includes Clark and Nye Counties, Nevada, and such other areas as from time to time June be allocated to the GLVAR by the Board of Directors of the National Association of REALTORS®.

### Total Home Sales Value for Units Sold in Period



Source: Greater Las Vegas Association of REALTORS®

For more information, please call George McCabe, Brown & Partners, at (702) 325-7358.

DISCLAIMER: This data is based on information from the Greater Las Vegas Association of REALTORS® (GLVAR) Multiple Listing Service (MLS). This information is deemed reliable but is not guaranteed. MLS collects, compiles and distributes information about homes listed for sale by its subscribers who are real estate agents. MLS subscription is available to all real estate agents licensed in Nevada, but is not available to the general public. Not all licensed agents subscribe to the MLS. MLS does not include all new homes available or listings from non-MLS agents, nor does it include properties for sale by owner. The territorial jurisdiction of the GLVAR as a member of the National Association of REALTORS® includes Clark and Nye Counties, Nevada, and such other areas as from time to time June be allocated to the GLVAR by the Board of Directors of the National Association of REALTORS®.