



Greater Las Vegas Association of REALTORS® March 2017 Statistics



	Single Family Residential Units			Condo/Townhouse Units		
	Mar 17	Change from Feb 17	Change from Mar 16	Mar 17	Change from Feb 17	Change from Mar 16
AVAILABILITY AT END OF PERIOD						
# of available units listed	11,185	+4.3%	-16.7%	1,871	+1.5%	-47.6%
Median list price of available units	\$ 284,540	+2.0%	+13.8%	133,000	+6.4%	+2.7%
Average list price of available units	\$ 414,608	+1.5%	+11.0%	154,085	+4.6%	-34.9%
*AVAILABILITY AT END OF PERIOD						
# of available units listed w/o offers	5,488	-1.4%	-23.9%	715	-5.7%	-69.0%
Median list price of available units w/o offers	\$ 343,000	+4.0%	+14.4%	\$ 145,000	+7.4%	+7.0%
Average list price of available units w/o offers	\$ 545,230	+4.2%	+15.9%	\$ 178,670	+6.4%	-37.8%
NEW LISTINGS THIS PERIOD						
# of new listings	4,237	+27.9%	+4.9%	810	+13.8%	-19.3%
Median price of new listings	\$ 272,500	+2.0%	+6.9%	\$ 138,450	+6.6%	+3.4%
Average price of new listings	\$ 360,496	+1.3%	+9.2%	\$ 151,830	+4.2%	-22.5%
UNITS SOLD THIS PERIOD						
# of units sold	3,195	+42.1%	+14.8%	708	+25.1%	+0.4%
Median price of units sold	\$ 242,000	+0.8%	+10.0%	\$ 122,950	+4.2%	+4.2%
Average price of units sold	\$ 283,934	+2.8%	+7.7%	\$ 133,308	+2.8%	-11.6%
TIME ON MARKET FOR UNITS SOLD THIS PERIOD						
	Mar 17	Feb 17	Mar 16	Mar 17	Feb 16	Mar 16
0-30 days	59.7%	52.0%	49.0%	68.9%	60.6%	47.0%
31-60 days	16.2%	17.6%	16.5%	12.3%	15.9%	17.9%
61-90 days	8.5%	11.9%	10.4%	7.2%	8.8%	10.5%
91-120 days	5.8%	7.0%	8.0%	4.1%	4.4%	8.4%
121+ days	9.8%	11.5%	16.2%	7.5%	10.2%	16.3%
TOTAL HOME SALES DOLLAR VALUE FOR UNITS SOLD THIS PERIOD						
	Mar 17	Change from Feb 17	Change from Mar 16	Mar 17	Change from Feb 17	Change from Mar 16
	\$ 907,169,144	+46.1%	+23.7%	\$ 94,382,083	+28.6%	-11.2%

***This category reflects the existing market availability of listings without pending or contingent offers.**

Source: Greater Las Vegas Association of REALTORS®

For media inquiries, please call George McCabe, with B&P Public Relations, at (702) 325-7358.

DISCLAIMER: This data is based on information from the Greater Las Vegas Association of REALTORS® (GLVAR) Multiple Listing Service (MLS). This information is deemed reliable but is not guaranteed. MLS collects, compiles and distributes information about homes listed for sale by its subscribers who are real estate agents. MLS subscription is available to all real estate agents licensed in Nevada, but is not available to the general public. Not all licensed agents subscribe to the MLS. MLS does not include all new homes available or listings from non-MLS agents, nor does it include properties for sale by owner. The territorial jurisdiction of the GLVAR as a member of the National Association of REALTORS® includes Clark, Nye, Lincoln and White Pine Counties, Nevada, and such other areas as from time to time may be allocated to the GLVAR by the Board of Directors of the National Association of REALTORS®.



Greater Las Vegas Association of REALTORS® March 2017 Statistics

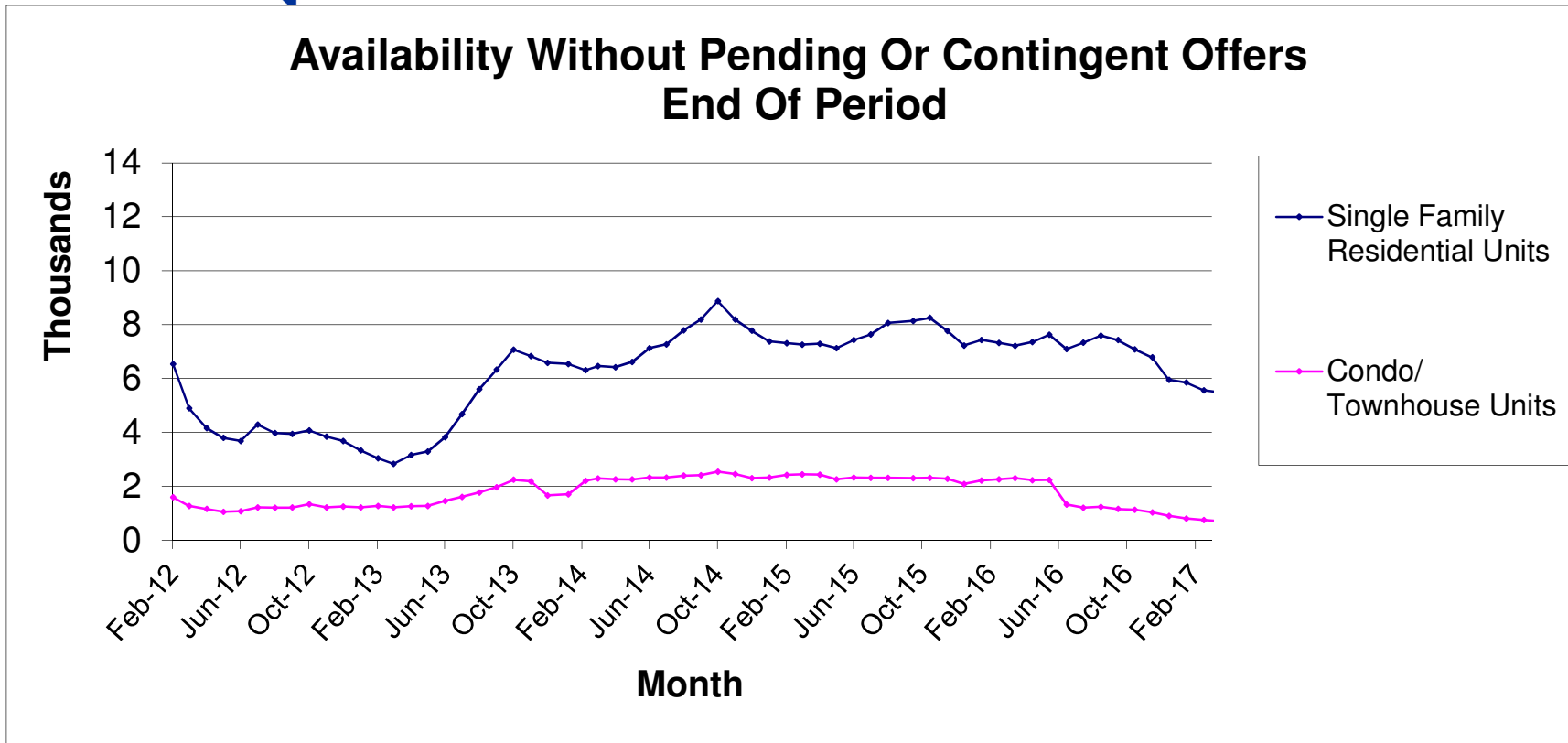
Sold Units Statistics by Area (see map)

Area	Single Family Residential Units			Condo/Townhouse Units		
	# of units sold	Median Sold Price	Average Sold Price	# of units sold	Median Sold Price	Average Sold Price
101 - North	39	\$140,300	\$140,944	3	\$94,000	\$94,300
102 - North	212	\$250,000	\$285,302	12	\$141,250	\$144,325
103 - North	332	\$220,000	\$226,609	27	\$135,000	\$134,180
201 - East	43	\$123,950	\$121,030	4	\$147,500	\$151,975
202 - East	52	\$146,500	\$144,873	29	\$59,000	\$60,798
203 - East	83	\$180,000	\$206,494	16	\$75,900	\$60,798
204 - East	130	\$189,500	\$188,545	22	\$96,000	\$102,589
301 - South	65	\$169,995	\$185,855	39	\$109,900	\$115,067
302 - South	78	\$203,500	\$210,991	38	\$80,748	\$85,609
303 - South	154	\$249,750	\$265,358	32	\$127,500	\$141,529
401 - North West	24	\$199,950	\$277,711	6	\$74,000	\$70,208
402 - North West	122	\$175,000	\$186,557	31	\$85,000	\$92,608
403 - North West	73	\$220,000	\$244,830	73	\$106,900	\$107,553
404 - North West	152	\$327,000	\$416,741	37	\$225,000	\$231,043
405 - North West	238	\$250,000	\$286,133	31	\$132,000	\$142,477
501 - South West	57	\$253,500	\$285,000	27	\$101,000	\$103,785
502 - South West	153	\$338,000	\$521,514	40	\$119,495	\$151,361
503 - South West	140	\$283,500	\$306,145	85	\$105,000	\$127,823
504 - South West	205	\$250,000	\$272,840	26	\$129,750	\$136,335
505 - South West	202	\$270,000	\$314,665	11	\$185,100	\$191,509
601 - Henderson	48	\$231,125	\$310,974	21	\$165,000	\$158,976
602 - Henderson	108	\$282,000	\$306,199	34	\$167,250	\$166,076
603 - Henderson	51	\$289,990	\$293,435	9	\$114,000	\$174,394
604 - Henderson	46	\$229,500	\$267,529	-	\$0	\$0
605 - Henderson	78	\$249,000	\$278,464	10	\$160,500	\$161,180
606 - Henderson	216	\$359,950	\$405,891	38	\$212,500	\$201,264
701 - Boulder City	16	\$267,500	\$318,419	1	\$99,000	\$99,000
702 - Boulder City	4	\$384,950	\$396,725	3	\$180,000	\$212,300
800 - Mesquite	4	\$245,650	\$296,200	2	\$149,450	\$149,450
801 - Muddy River (Moapa, Glendale, Logandale, Overton)	7	\$246,000	\$249,343	-	\$0	\$0
802 - Mt. Charleston/Lee Canyon	1	\$375,000	\$375,000	-	\$0	\$0
803 - Indian Springs/Cold Creek	2	\$141,500	\$141,500	-	\$0	\$0
804 - Mountain Springs	-	\$0	\$0	-	\$0	\$0
805 - Blue Diamond	-	\$0	\$0	-	\$0	\$0
806 - State Line/Jean/Goodsprings	-	\$0	\$0	-	\$0	\$0
807 - Sandy Valley	2	\$158,500	\$158,500	-	\$0	\$0
808 - Laughlin	1	\$182,000	\$182,000	1	\$74,900	\$74,900
809 - Other Clark County	1	\$122,564	\$122,564	-	\$0	\$0
810 - Pahrump	47	\$178,000	\$183,178	-	\$0	\$0
811 - Nye County	2	\$49,288	\$49,288	-	\$0	\$0
812 - Lincoln County	-	\$0	\$0	-	\$0	\$0
813 - Other Nevada	-	\$0	\$0	-	\$0	\$0
814 - Amargosa Valley	-	\$0	\$0	-	\$0	\$0
815 - Beatty	-	\$0	\$0	-	\$0	\$0
816 - White Pine County	9	\$125,000	\$142,611	-	\$0	\$0
817 - Searchlight	-	\$0	\$0	-	\$0	\$0
900 - Outside Nevada	-	\$0	\$0	-	\$0	\$0

Source: Greater Las Vegas Association of REALTORS®

For media inquiries, please call George McCabe, B&P Public Relations, at (702) 325-7358.

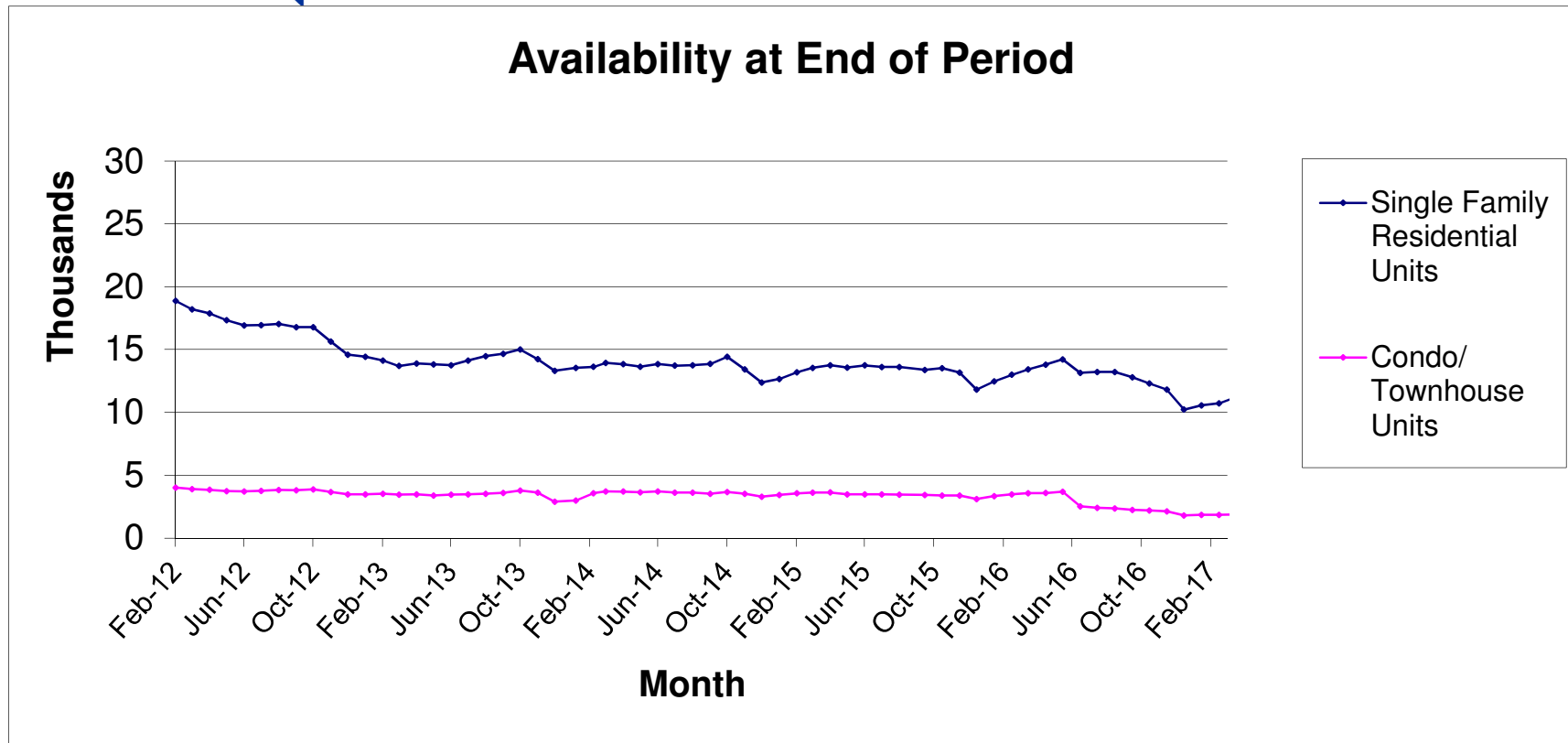
DISCLAIMER: This data is based on information from the Greater Las Vegas Association of REALTORS® (GLVAR) Multiple Listing Service (MLS). This information is deemed reliable but is not guaranteed. MLS collects, compiles and distributes information about homes listed for sale by its subscribers who are real estate agents. MLS subscription is available to all real estate agents licensed in Nevada, but is not available to the general public. Not all licensed agents subscribe to the MLS. MLS does not include all new homes available or listings from non-MLS agents, nor does it include properties for sale by owner. The territorial jurisdiction of the GLVAR as a member of the National Association of REALTORS® includes Clark, Nye, Lincoln and White Pine Counties, Nevada, and such other areas as from time to time may be allocated to the GLVAR by the Board of Directors of the National Association of REALTORS®.



Source: Greater Las Vegas Association of REALTORS®

For media inquires, please call George McCabe, B&P Public Relations, at (702) 325-7358.

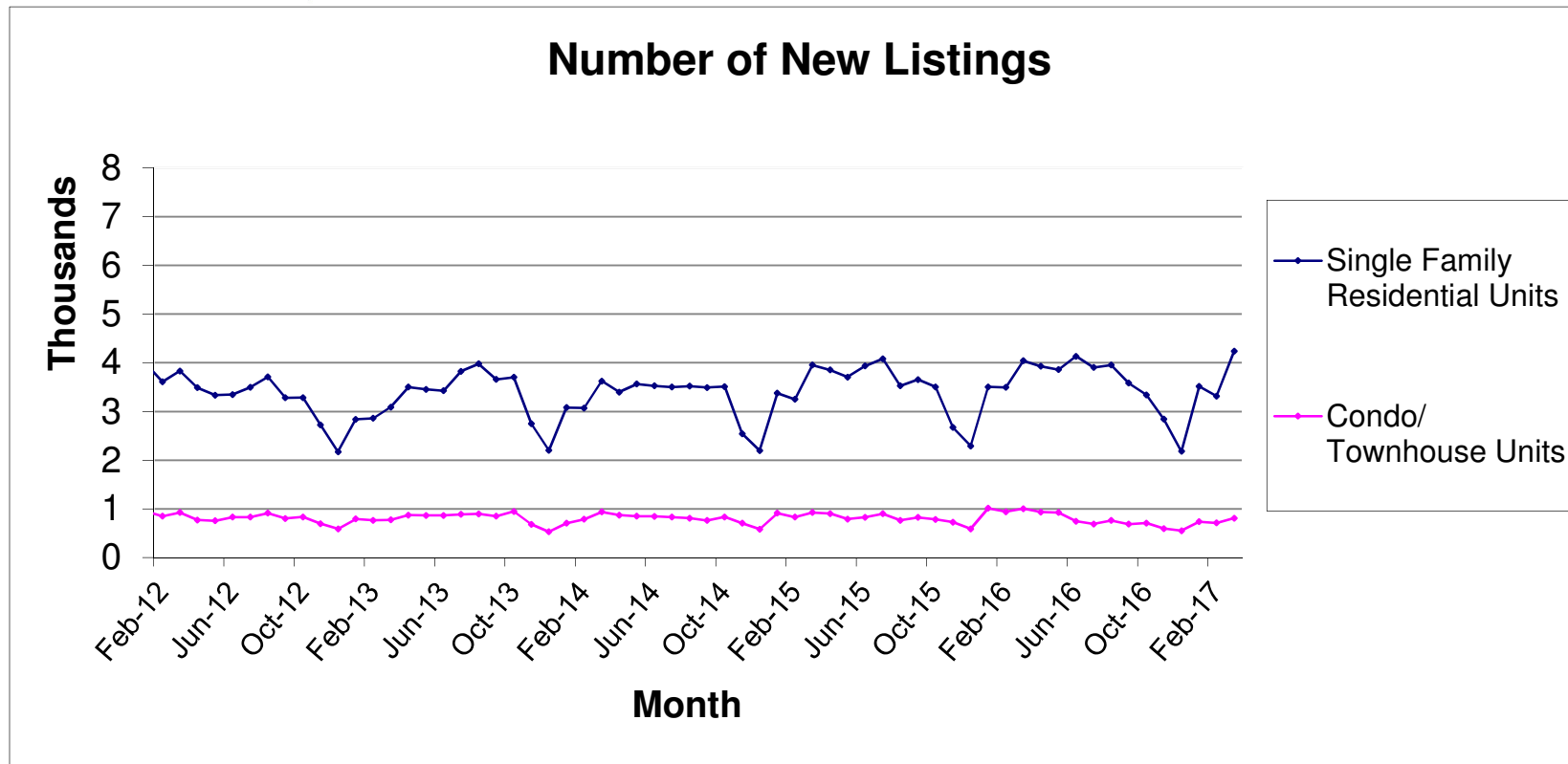
DISCLAIMER: This data is based on information from the Greater Las Vegas Association of REALTORS® (GLVAR) Multiple Listing Service (MLS). This information is deemed reliable but is not guaranteed. MLS collects, compiles and distributes information about homes listed for sale by its subscribers who are real estate agents. MLS subscription is available to all real estate agents licensed in Nevada, but is not available to the general public. Not all licensed agents subscribe to the MLS. MLS does not include all new homes available or listings from non-MLS agents, nor does it include properties for sale by owner. The territorial jurisdiction of the GLVAR as a member of the National Association of REALTORS® includes Clark, Nye, White Pine and Lincoln Counties, Nevada, and such other areas as from time to time may be allocated to the GLVAR by the Board of Directors of the National Association of REALTORS®.



Source: Greater Las Vegas Association of REALTORS®

For media inquires, please call George McCabe, B&P Public Relations, at (702) 325-7358.

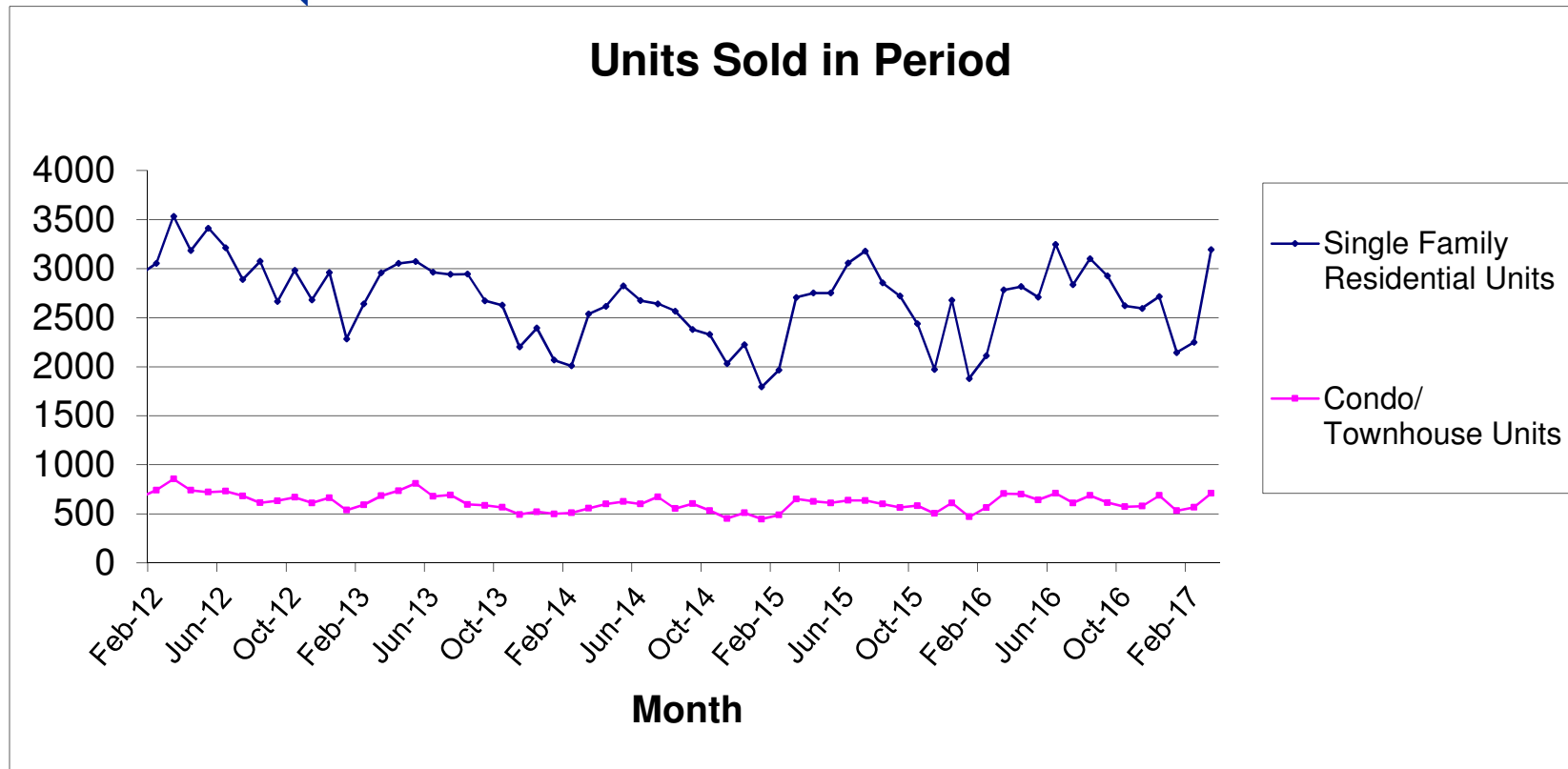
DISCLAIMER: This data is based on information from the Greater Las Vegas Association of REALTORS® (GLVAR) Multiple Listing Service (MLS). This information is deemed reliable but is not guaranteed. MLS collects, compiles and distributes information about homes listed for sale by its subscribers who are real estate agents. MLS subscription is available to all real estate agents licensed in Nevada, but is not available to the general public. Not all licensed agents subscribe to the MLS. MLS does not include all new homes available or listings from non-MLS agents, nor does it include properties for sale by owner. The territorial jurisdiction of the GLVAR as a member of the National Association of REALTORS® includes Clark, Nye, White Pine and Lincoln Counties, Nevada, and such other areas as from time to time may be allocated to the GLVAR by the Board of Directors of the National Association of REALTORS®.



Source: Greater Las Vegas Association of REALTORS®

For media inquires, please call George McCabe, B&P Public Relations, at (702) 325-7358.

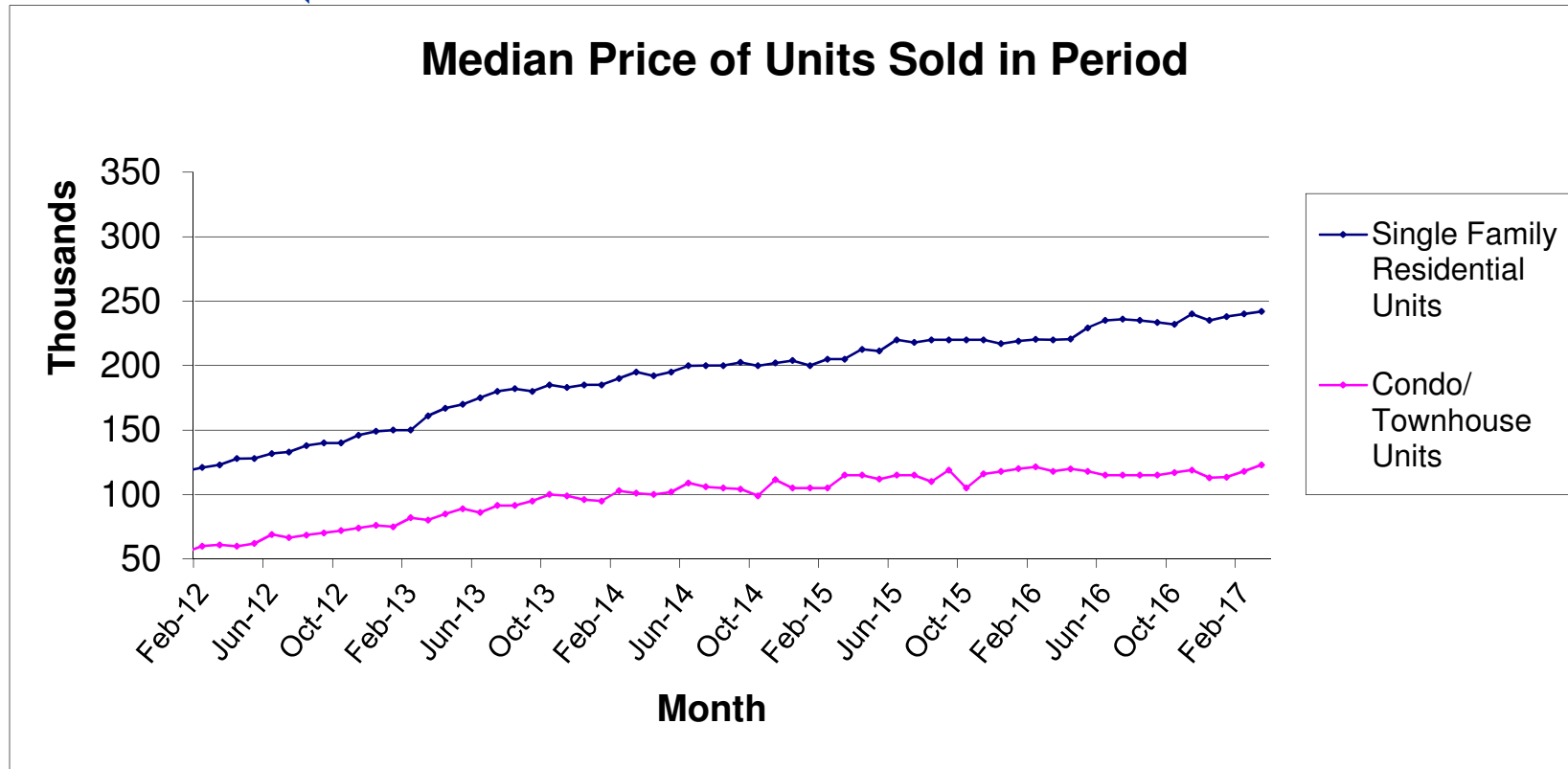
DISCLAIMER: This data is based on information from the Greater Las Vegas Association of REALTORS® (GLVAR) Multiple Listing Service (MLS). This information is deemed reliable but is not guaranteed. MLS collects, compiles and distributes information about homes listed for sale by its subscribers who are real estate agents. MLS subscription is available to all real estate agents licensed in Nevada, but is not available to the general public. Not all licensed agents subscribe to the MLS. MLS does not include all new homes available or listings from non-MLS agents, nor does it include properties for sale by owner. The territorial jurisdiction of the GLVAR as a member of the National Association of REALTORS® includes Clark, Nye, White Pine and Lincoln Counties, Nevada, and such other areas as from time to time may be allocated to the GLVAR by the Board of Directors of the National Association of REALTORS®.



Source: Greater Las Vegas Association of REALTORS®

For media inquires, please call George McCabe, B&P Public Relations, at (702) 325-7358.

DISCLAIMER: This data is based on information from the Greater Las Vegas Association of REALTORS® (GLVAR) Multiple Listing Service (MLS). This information is deemed reliable but is not guaranteed. MLS collects, compiles and distributes information about homes listed for sale by its subscribers who are real estate agents. MLS subscription is available to all real estate agents licensed in Nevada, but is not available to the general public. Not all licensed agents subscribe to the MLS. MLS does not include all new homes available or listings from non-MLS agents, nor does it include properties for sale by owner. The territorial jurisdiction of the GLVAR as a member of the National Association of REALTORS® includes Clark, Nye, White Pine and Lincoln Counties, Nevada, and such other areas as from time to time may be allocated to the GLVAR by the Board of Directors of the National Association of REALTORS®.

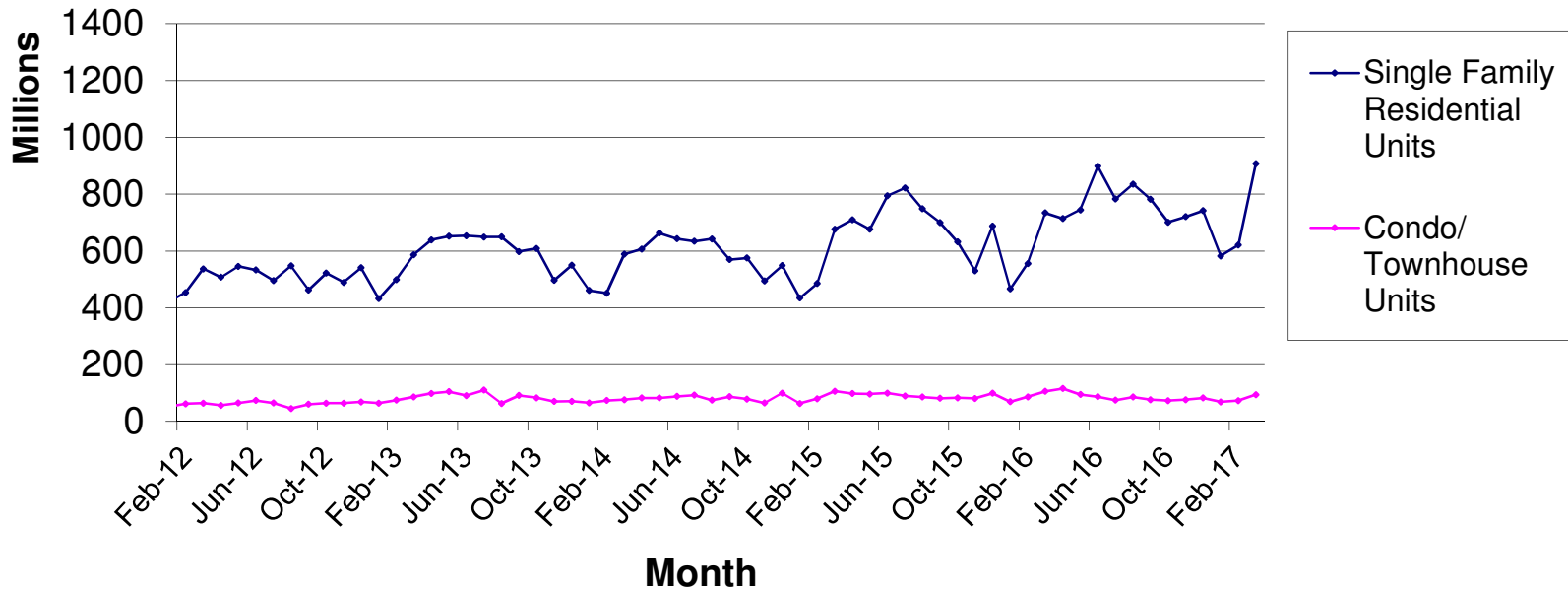


Source: Greater Las Vegas Association of REALTORS®

For media inquiries, please call George McCabe, B&P Public Relations, at (702) 325-7358.

DISCLAIMER: This data is based on information from the Greater Las Vegas Association of REALTORS® (GLVAR) Multiple Listing Service (MLS). This information is deemed reliable but is not guaranteed. MLS collects, compiles and distributes information about homes listed for sale by its subscribers who are real estate agents. MLS subscription is available to all real estate agents licensed in Nevada, but is not available to the general public. Not all licensed agents subscribe to the MLS. MLS does not include all new homes available or listings from non-MLS agents, nor does it include properties for sale by owner. The territorial jurisdiction of the GLVAR as a member of the National Association of REALTORS® includes Clark, Nye, White Pine and Lincoln Counties, Nevada, and such other areas as from time to time may be allocated to the GLVAR by the Board of Directors of the National Association of REALTORS®.

Total Home Sales Value for Units Sold in Period



Source: Greater Las Vegas Association of REALTORS®

For media inquires, please call George McCabe, B&P Public Relations, at (702) 325-7358.

DISCLAIMER: This data is based on information from the Greater Las Vegas Association of REALTORS® (GLVAR) Multiple Listing Service (MLS). This information is deemed reliable but is not guaranteed. MLS collects, compiles and distributes information about homes listed for sale by its subscribers who are real estate agents. MLS subscription is available to all real estate agents licensed in Nevada, but is not available to the general public. Not all licensed agents subscribe to the MLS. MLS does not include all new homes available or listings from non-MLS agents, nor does it include properties for sale by owner. The territorial jurisdiction of the GLVAR as a member of the National Association of REALTORS® includes Clark, Nye, White Pine and Lincoln Counties, Nevada, and such other areas as from time to time may be allocated to the GLVAR by the Board of Directors of the National Association of REALTORS®.