



## Greater Las Vegas Association of REALTORS® March 2019 Statistics

	Single Family Residential Units			Condo/Townhouse Units		
	Mar 19	Change from Feb 19	Change from Mar 18	Mar 19	Change from Feb 19	Change from Mar 18
<b>AVAILABILITY AT END OF PERIOD</b>						
# of available units listed	11,496	+5.0%	+34.7%	2,796	+5.5%	+55.7%
Median list price of available units	\$ 325,000	+0.0%	+1.6%	169,990	+0.0%	+9.7%
Average list price of available units	\$ 467,000	-1.2%	-2.0%	189,934	-0.6%	+2.1%
<hr/>						
<b>*AVAILABILITY AT END OF PERIOD</b>	Mar 19	Change from Feb 19	Change from Mar 18	Mar 19	Change from Feb 19	Change from Mar 18
# of available units listed w/o offers	7,091	-0.6%	+84.9%	1,751	-0.2%	+130.1%
Median list price of available units w/o offers	\$ 344,900	+1.5%	-9.2%	\$ 169,000	-0.5%	+5.7%
Average list price of available units w/o offers	\$ 531,466	+0.5%	-17.0%	\$ 191,488	-0.9%	-5.0%
<hr/>						
<b>NEW LISTINGS THIS PERIOD</b>	Mar 19	Change from Feb 19	Change from Mar 18	Mar 19	Change from Feb 19	Change from Mar 18
# of new listings	4,409	+29.6%	+18.4%	1,060	+20.3%	+16.0%
Median price of new listings	\$ 320,000	+0.0%	+6.7%	\$ 175,000	-2.7%	+12.9%
Average price of new listings	\$ 406,806	+0.6%	+4.1%	\$ 188,332	-3.0%	+10.1%
<hr/>						
<b>UNITS SOLD THIS PERIOD</b>	Mar 19	Change from Feb 19	Change from Mar 18	Mar 19	Change from Feb 19	Change from Mar 18
# of units sold	2,621	+33.3%	-16.8%	639	+17.9%	-12.9%
Median price of units sold	\$ 300,000	+1.3%	+7.1%	\$ 166,500	+0.9%	+4.1%
Average price of units sold	\$ 353,010	+0.7%	+6.7%	\$ 177,982	+0.7%	+3.7%
<hr/>						
<b>TIME ON MARKET FOR UNITS SOLD THIS PERIOD</b>	Mar 19	Feb 19	Mar 18	Mar 19	Feb 19	Mar 18
0-30 days	51.9%	48.2%	69.4%	57.4%	48.9%	78.9%
31-60 days	17.7%	21.1%	12.6%	16.6%	20.8%	10.1%
61-90 days	11.9%	14.2%	6.3%	10.2%	13.3%	5.2%
91-120 days	8.5%	7.6%	4.9%	6.6%	8.5%	2.9%
121+ days	10.0%	8.9%	6.8%	9.2%	8.5%	3.0%
<hr/>						
<b>TOTAL HOME SALES DOLLAR VALUE FOR UNITS SOLD THIS PERIOD</b>	Mar 19	Change from Feb 19	Change from Mar 18	Mar 19	Change from Feb 19	Change from Mar 18
	\$ 925,238,659	+34.2%	-11.2%	\$ 113,730,577	+18.8%	-9.7%

**\*This category reflects the existing market availability of listings without pending or contingent offers.**

Source: Greater Las Vegas Association of REALTORS®

For media inquiries, please call George McCabe, with B&P Public Relations, at (702) 325-7358.

DISCLAIMER: This data is based on information from the Greater Las Vegas Association of REALTORS® (GLVAR) Multiple Listing Service (MLS). This information is deemed reliable but is not guaranteed. MLS collects, compiles and distributes information about homes listed for sale by its subscribers who are real estate agents. MLS subscription is available to all real estate agents licensed in Nevada, but is not available to the general public. Not all licensed agents subscribe to the MLS. MLS does not include all new homes available or listings from non-MLS agents, nor does it include properties for sale by owner. The territorial jurisdiction of the GLVAR as a member of the National Association of REALTORS® includes Clark, Nye, Lincoln and White Pine Counties, Nevada, and such other areas as from time to time may be allocated to the GLVAR by the Board of Directors of the National Association of REALTORS®.



## Greater Las Vegas Association of REALTORS® March 2019 Statistics

### Sold Units Statistics by Area (see map)

Area	Single Family Residential Units			Condo/Townhouse Units		
	# of units sold	Median Sold Price	Average Sold Price	# of units sold	Median Sold Price	Average Sold Price
101 - North	35	\$185,000	\$181,279	1	\$53,800	\$53,800
102 - North	111	\$325,000	\$288,979	7	\$238,000	\$229,286
103 - North	288	\$274,995	\$288,979	16	\$177,500	\$171,797
201 - East	49	\$175,000	\$175,000	5	\$95,000	\$174,400
202 - East	66	\$216,250	\$213,183	30	\$95,250	\$105,158
203 - East	53	\$240,000	\$263,499	18	\$163,204	\$148,953
204 - East	118	\$235,000	\$245,165	34	\$128,500	\$131,351
301 - South	49	\$250,000	\$253,184	45	\$164,999	\$160,251
302 - South	51	\$255,000	\$259,278	32	\$112,500	\$116,550
303 - South	128	\$295,000	\$317,807	32	\$167,500	\$175,188
401 - North West	23	\$246,000	\$350,804	3	\$105,000	\$93,667
402 - North West	87	\$237,000	\$250,191	16	\$136,500	\$144,250
403 - North West	65	\$276,000	\$324,883	69	\$149,900	\$158,033
404 - North West	114	\$410,000	\$523,639	28	\$250,000	\$163,180
405 - North West	247	\$322,000	\$365,183	36	\$190,000	\$189,879
501 - South West	44	\$281,500	\$336,509	26	\$158,750	\$163,450
502 - South West	110	\$425,000	\$598,692	24	\$163,950	\$198,277
503 - South West	100	\$343,250	\$373,140	55	\$160,700	\$186,818
504 - South West	139	\$304,000	\$344,562	20	\$174,000	\$181,469
505 - South West	155	\$325,000	\$387,189	12	\$232,250	\$233,708
601 - Henderson	34	\$299,950	\$394,260	17	\$198,000	\$196,818
602 - Henderson	88	\$340,000	\$374,916	32	\$207,750	\$215,306
603 - Henderson	64	\$324,950	\$363,123	13	\$280,000	\$259,877
604 - Henderson	37	\$289,000	\$297,203	7	\$162,900	\$182,843
605 - Henderson	75	\$324,950	\$321,016	13	\$189,000	\$200,415
606 - Henderson	152	\$420,000	\$572,679	35	\$250,000	\$254,383
701 - Boulder City	12	\$299,450	\$348,583	4	\$161,550	\$173,025
702 - Boulder City	5	\$398,000	\$499,370	1	\$226,000	\$226,000
800 - Mesquite	1	\$470,000	\$470,000	-	\$0	\$0
801 - Muddy River (Moapa, Glendale, Logandale, Overton)	8	\$269,000	\$294,041	-	\$0	\$0
802 - Mt. Charleston/Lee Canyon	1	\$300,000	\$300,000	-	\$0	\$0
803 - Indian Springs/Cold Creek	4	\$278,835	\$399,043	-	\$0	\$0
804 - Mountain Springs	1	\$573,000	\$573,000	-	\$0	\$0
805 - Blue Diamond	-	\$0	\$0	-	\$0	\$0
806 - State Line/Jean/Goodsprings	1	\$255,000	\$255,000	-	\$0	\$0
807 - Sandy Valley	-	\$0	\$0	-	\$0	\$0
808 - Laughlin	-	\$0	\$0	5	\$85,000	\$90,700
809 - Other Clark County	-	\$0	\$0	-	\$0	\$0
810 - Pahrump	52	\$255,000	\$261,804	-	\$0	\$0
811 - Nye County	1	\$25,000	\$25,000	-	\$0	\$0
812 - Lincoln County	-	\$0	\$0	-	\$0	\$0
813 - Other Nevada	1	\$240,000	\$240,000	-	\$0	\$0
814 - Amargosa Valley	-	\$0	\$0	-	\$0	\$0
815 - Beatty	-	\$0	\$0	-	\$0	\$0
816 - White Pine County	6	\$72,450	\$78,633	-	\$0	\$0
817 - Searchlight	-	\$0	\$0	-	\$0	\$0
900 - Outside Nevada	-	\$0	\$0	3	\$112,000	\$137,500

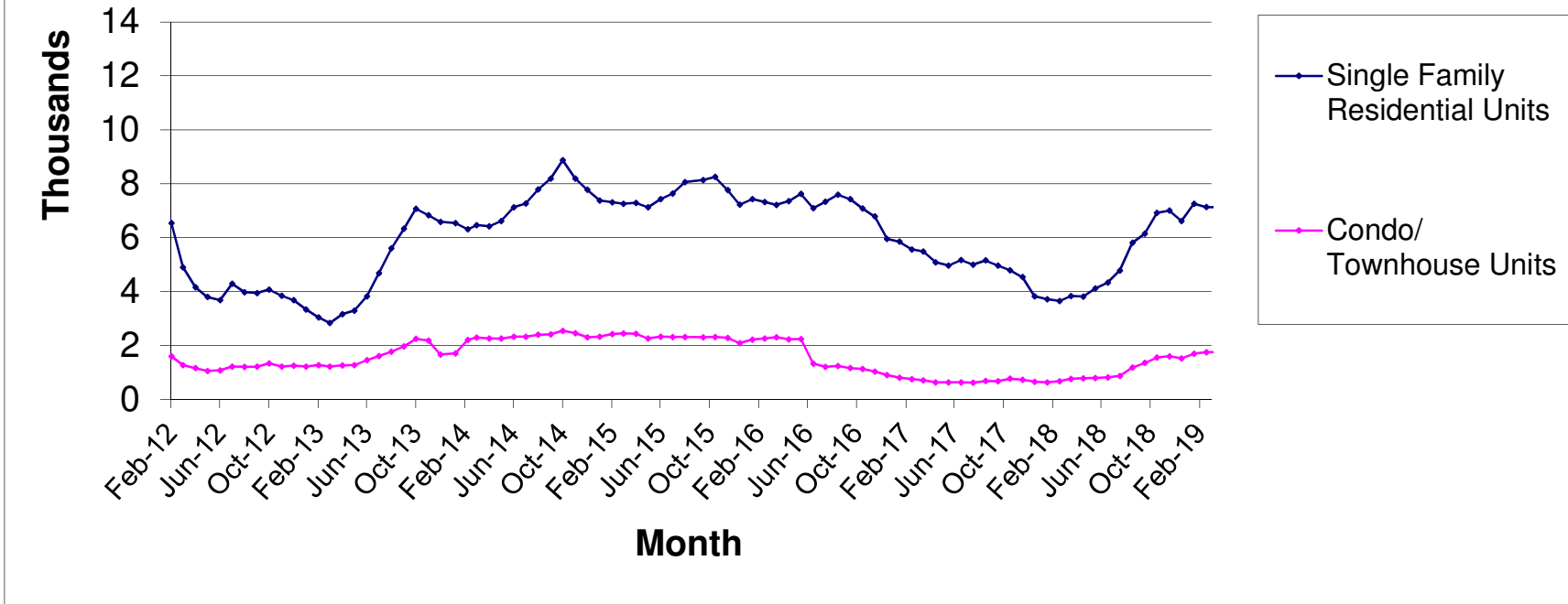
Source: Greater Las Vegas Association of REALTORS®

For media inquiries, please call George McCabe, B&P Public Relations, at (702) 325-7358.

DISCLAIMER: This data is based on information from the Greater Las Vegas Association of REALTORS® (GLVAR) Multiple Listing Service (MLS). This information is deemed reliable but is not guaranteed. MLS collects, compiles and distributes information about homes listed for sale by its subscribers who are real estate agents. MLS subscription is available to all real estate agents licensed in Nevada, but is not available to the general public. Not all licensed agents subscribe to the MLS. MLS does not include all new homes available or listings from non-MLS agents, nor does it include properties for sale by owner. The territorial jurisdiction of the GLVAR as a member of the National Association of REALTORS® includes Clark, Nye, Lincoln and White Pine Counties, Nevada, and such other areas as from time to time may be allocated to the GLVAR by the Board of Directors of the National Association of REALTORS®.



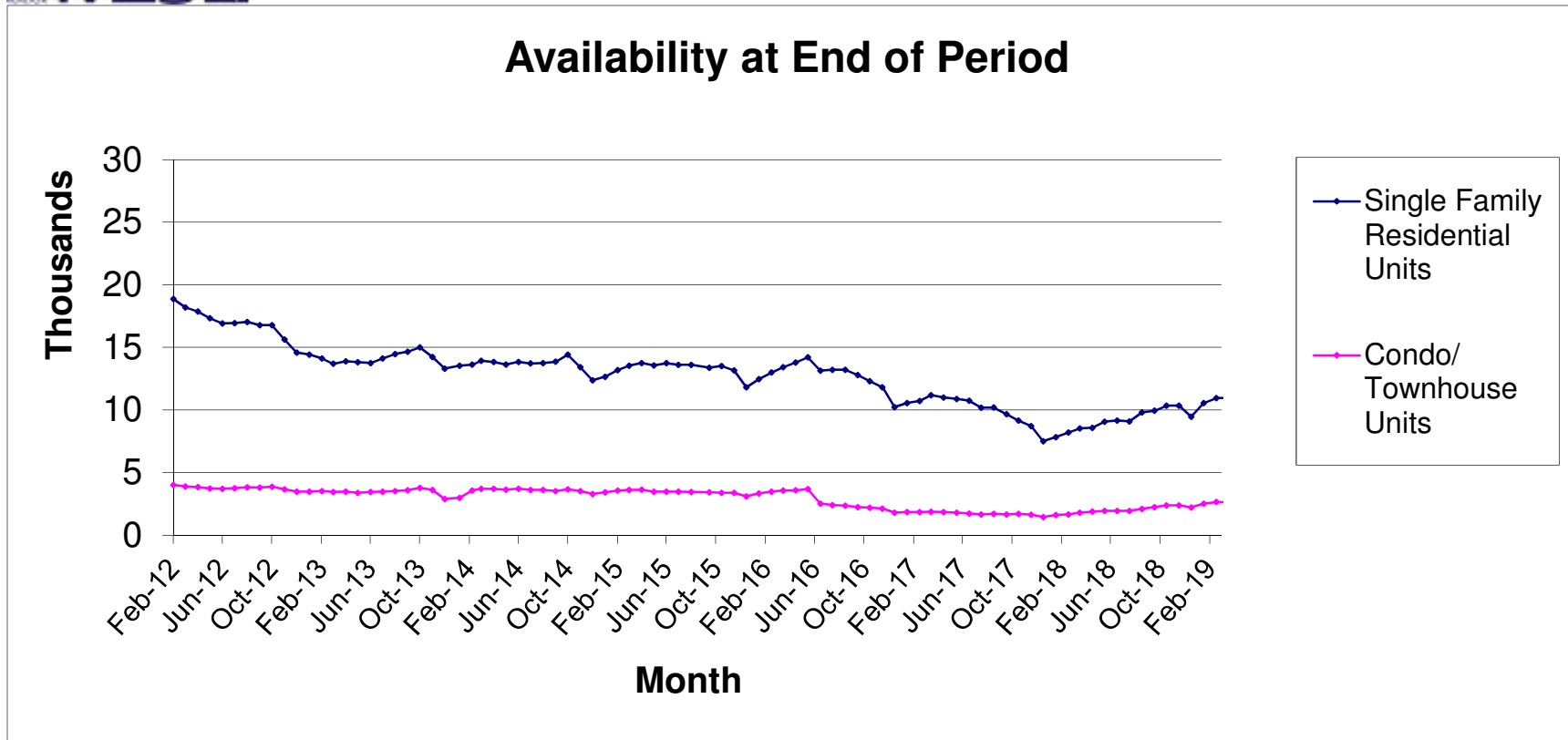
## Availability Without Pending Or Contingent Offers End Of Period



Source: Greater Las Vegas Association of REALTORS®

For media inquires, please call George McCabe, B&P Public Relations, at (702) 325-7358.

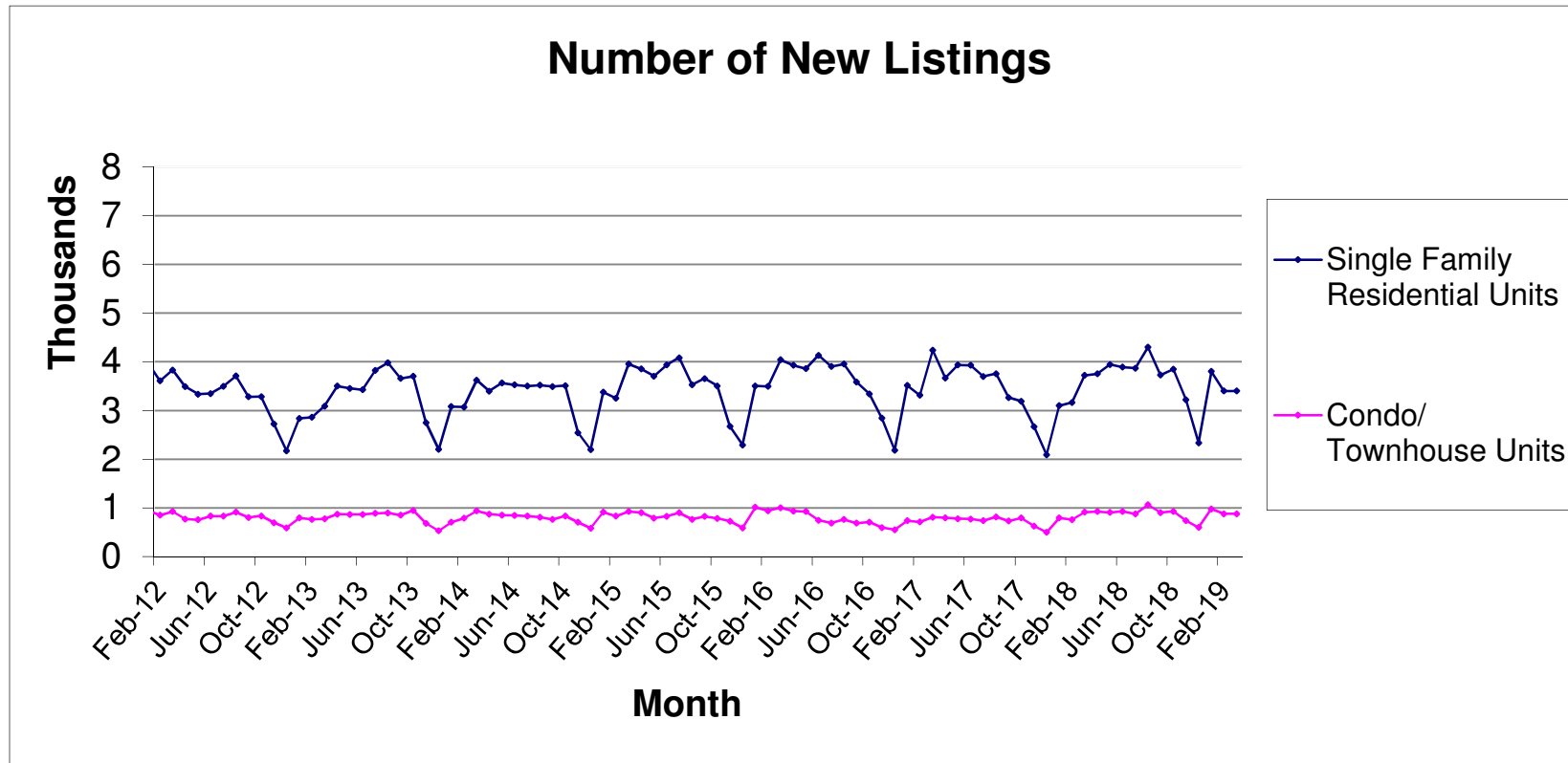
DISCLAIMER: This data is based on information from the Greater Las Vegas Association of REALTORS® (GLVAR) Multiple Listing Service (MLS). This information is deemed reliable but is not guaranteed. MLS collects, compiles and distributes information about homes listed for sale by its subscribers who are real estate agents. MLS subscription is available to all real estate agents licensed in Nevada, but is not available to the general public. Not all licensed agents subscribe to the MLS. MLS does not include all new homes available or listings from non-MLS agents, nor does it include properties for sale by owner. The territorial jurisdiction of the GLVAR as a member of the National Association of REALTORS® includes Clark, Nye, White Pine and Lincoln Counties, Nevada, and such other areas as from time to time may be allocated to the GLVAR by the Board of Directors of the National Association of REALTORS®.



Source: Greater Las Vegas Association of REALTORS®

For media inquires, please call George McCabe, B&P Public Relations, at (702) 325-7358.

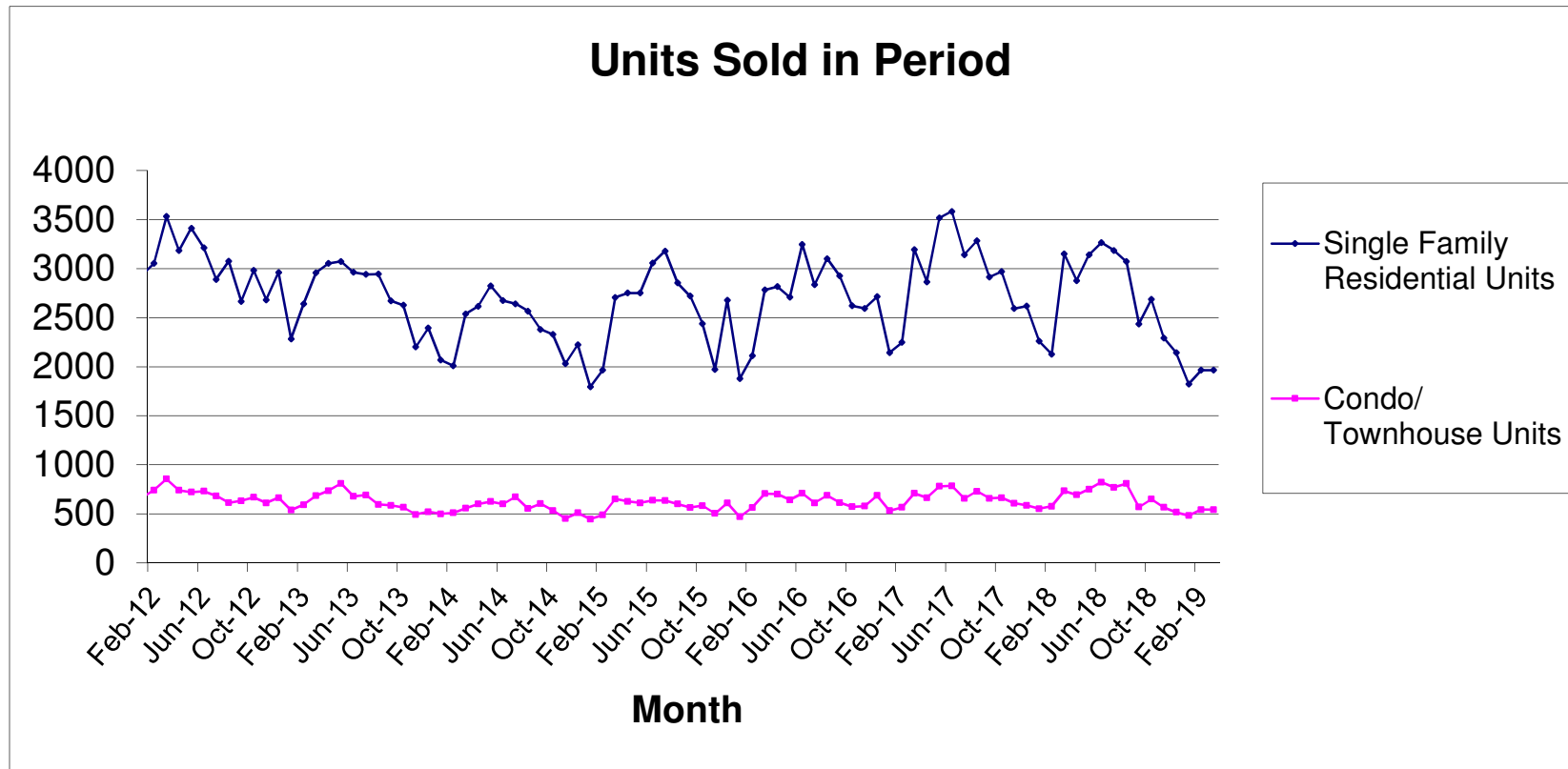
DISCLAIMER: This data is based on information from the Greater Las Vegas Association of REALTORS® (GLVAR) Multiple Listing Service (MLS). This information is deemed reliable but is not guaranteed. MLS collects, compiles and distributes information about homes listed for sale by its subscribers who are real estate agents. MLS subscription is available to all real estate agents licensed in Nevada, but is not available to the general public. Not all licensed agents subscribe to the MLS. MLS does not include all new homes available or listings from non-MLS agents, nor does it include properties for sale by owner. The territorial jurisdiction of the GLVAR as a member of the National Association of REALTORS® includes Clark, Nye, White Pine and Lincoln Counties, Nevada, and such other areas as from time to time may be allocated to the GLVAR by the Board of Directors of the National Association of REALTORS®.



Source: Greater Las Vegas Association of REALTORS®

For media inquiries, please call George McCabe, B&P Public Relations, at (702) 325-7358.

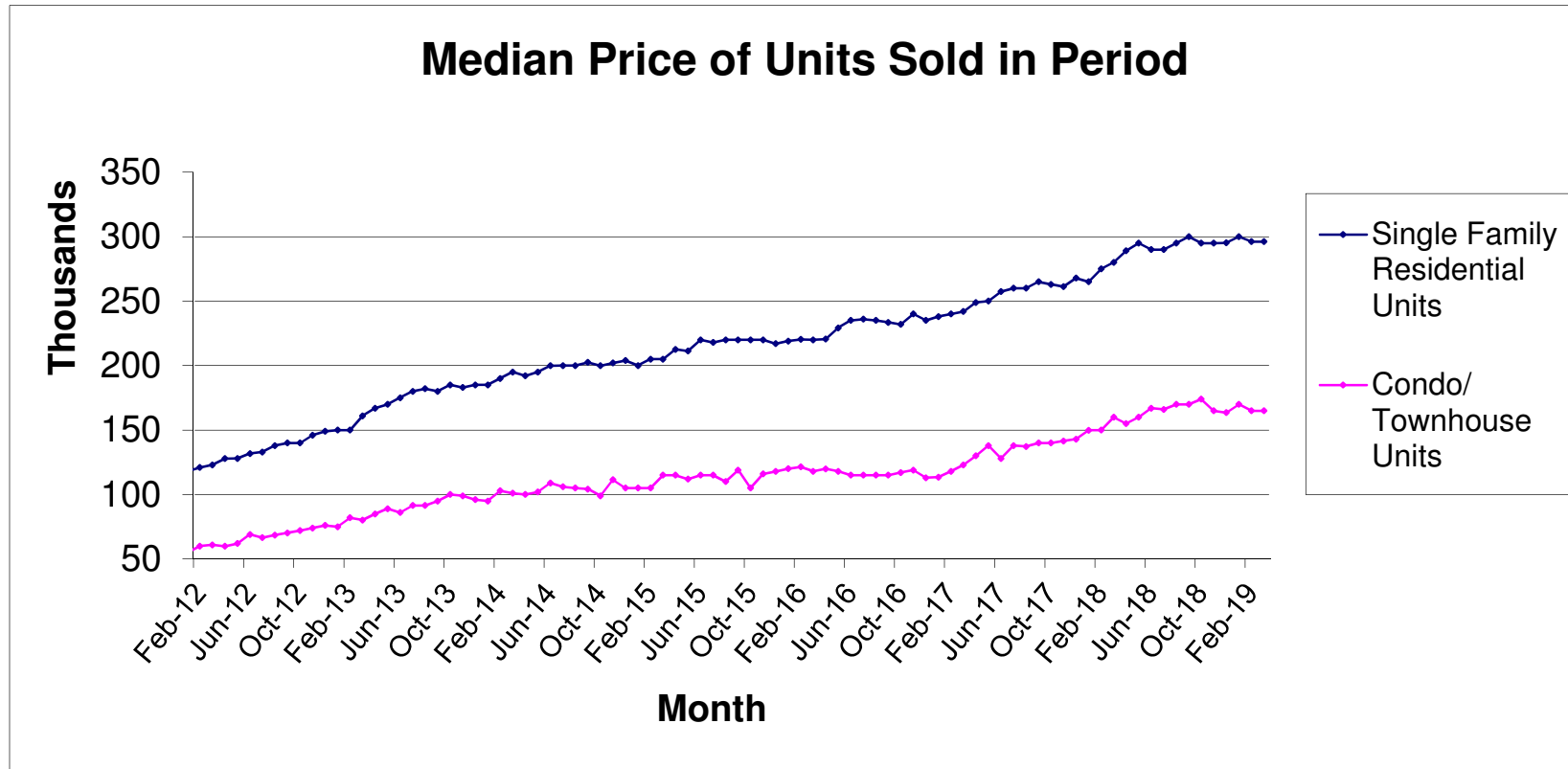
**DISCLAIMER:** This data is based on information from the Greater Las Vegas Association of REALTORS® (GLVAR) Multiple Listing Service (MLS). This information is deemed reliable but is not guaranteed. MLS collects, compiles and distributes information about homes listed for sale by its subscribers who are real estate agents. MLS subscription is available to all real estate agents licensed in Nevada, but is not available to the general public. Not all licensed agents subscribe to the MLS. MLS does not include all new homes available or listings from non-MLS agents, nor does it include properties for sale by owner. The territorial jurisdiction of the GLVAR as a member of the National Association of REALTORS® includes Clark, Nye, White Pine and Lincoln Counties, Nevada, and such other areas as from time to time may be allocated to the GLVAR by the Board of Directors of the National Association of REALTORS®.



Source: Greater Las Vegas Association of REALTORS®

For media inquiries, please call George McCabe, B&P Public Relations, at (702) 325-7358.

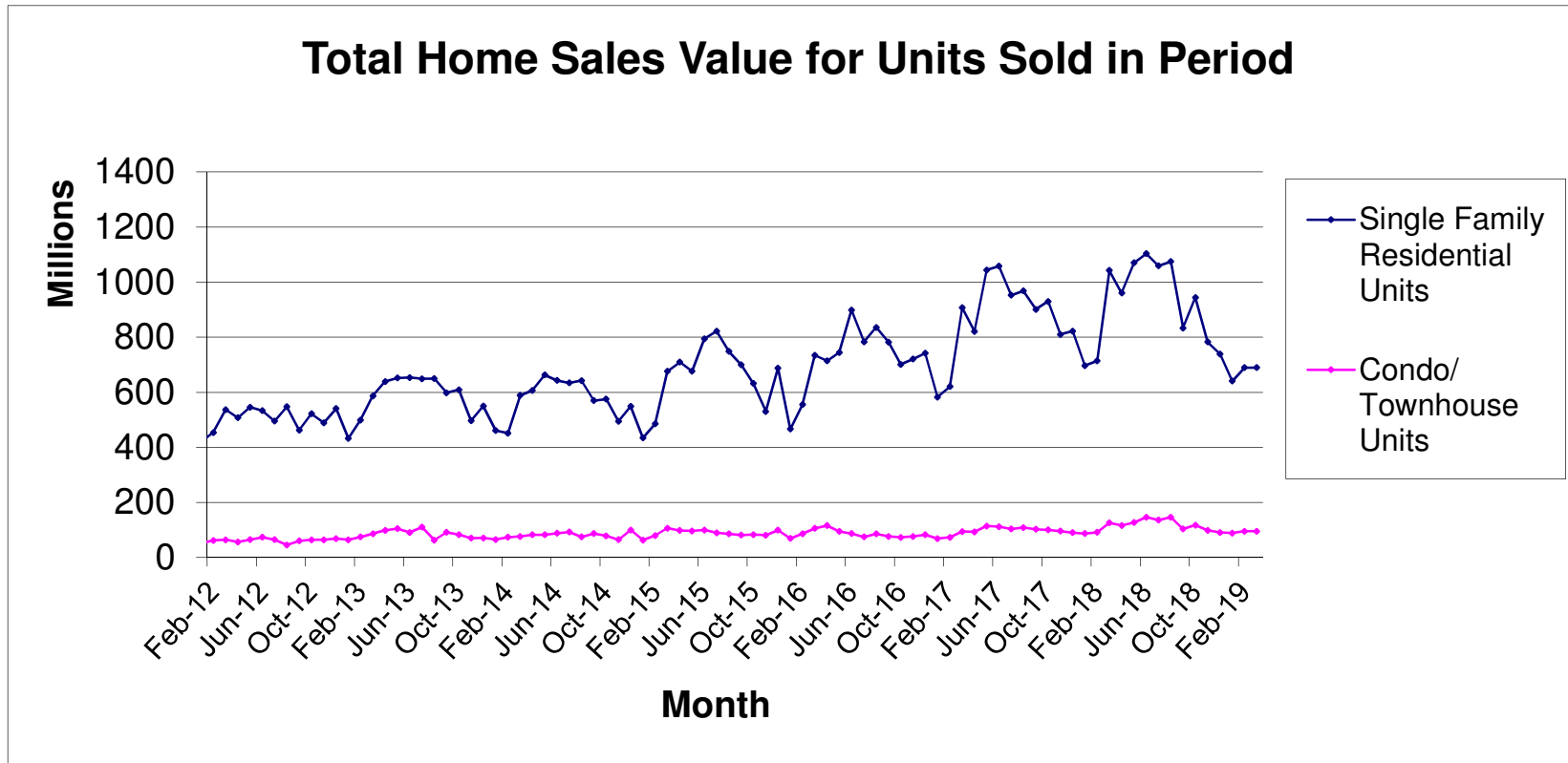
**DISCLAIMER:** This data is based on information from the Greater Las Vegas Association of REALTORS® (GLVAR) Multiple Listing Service (MLS). This information is deemed reliable but is not guaranteed. MLS collects, compiles and distributes information about homes listed for sale by its subscribers who are real estate agents. MLS subscription is available to all real estate agents licensed in Nevada, but is not available to the general public. Not all licensed agents subscribe to the MLS. MLS does not include all new homes available or listings from non-MLS agents, nor does it include properties for sale by owner. The territorial jurisdiction of the GLVAR as a member of the National Association of REALTORS® includes Clark, Nye, White Pine and Lincoln Counties, Nevada, and such other areas as from time to time may be allocated to the GLVAR by the Board of Directors of the National Association of REALTORS®.



Source: Greater Las Vegas Association of REALTORS®

For media inquires, please call George McCabe, B&P Public Relations, at (702) 325-7358.

DISCLAIMER: This data is based on information from the Greater Las Vegas Association of REALTORS® (GLVAR) Multiple Listing Service (MLS). This information is deemed reliable but is not guaranteed. MLS collects, compiles and distributes information about homes listed for sale by its subscribers who are real estate agents. MLS subscription is available to all real estate agents licensed in Nevada, but is not available to the general public. Not all licensed agents subscribe to the MLS. MLS does not include all new homes available or listings from non-MLS agents, nor does it include properties for sale by owner. The territorial jurisdiction of the GLVAR as a member of the National Association of REALTORS® includes Clark, Nye, White Pine and Lincoln Counties, Nevada, and such other areas as from time to time may be allocated to the GLVAR by the Board of Directors of the National Association of REALTORS®.



Source: Greater Las Vegas Association of REALTORS®

For media inquiries, please call George McCabe, B&P Public Relations, at (702) 325-7358.

DISCLAIMER: This data is based on information from the Greater Las Vegas Association of REALTORS® (GLVAR) Multiple Listing Service (MLS). This information is deemed reliable but is not guaranteed. MLS collects, compiles and distributes information about homes listed for sale by its subscribers who are real estate agents. MLS subscription is available to all real estate agents licensed in Nevada, but is not available to the general public. Not all licensed agents subscribe to the MLS. MLS does not include all new homes available or listings from non-MLS agents, nor does it include properties for sale by owner. The territorial jurisdiction of the GLVAR as a member of the National Association of REALTORS® includes Clark, Nye, White Pine and Lincoln Counties, Nevada, and such other areas as from time to time may be allocated to the GLVAR by the Board of Directors of the National Association of REALTORS®.